



# MINERS


2009-10 MEDIA GUIDE



## 2009-10 Miner Basketball Schedule

Oct. 27	William Woods University (Exhibition Game) Davidson Athletic Center, Fort Leonard Wood, Mo. ....7 p.m.
Nov. 16	Harding University Bullman Multi-Purpose Building, Rolla .....7 p.m.
Nov. 20	Missouri Southern State University John Lance Arena, Pittsburg, Kan. ....5 p.m.
Nov. 21	Pittsburg State University John Lance Arena, Pittsburg, Kan. ....7 p.m.
Nov. 24	William Jewell University Bullman Multi-Purpose Building, Rolla ..... 7:30 p.m.
Nov. 28	Missouri Baptist University Bullman Multi-Purpose Building, Rolla .....3 p.m.
Dec. 3	University of Illinois-Springfield* The Recreation & Athletic Center, Springfield, Ill. ....7:45 p.m.
Dec. 5	Quincy University* Pepsi Arena, Quincy, Ill. ....3:15 p.m.
Dec. 12	Lincoln University Bullman Multi-Purpose Building, Rolla .....3 p.m.
Dec. 29	University of Central Oklahoma Recreation & Convocation Center, Austin, Texas ..... 12 p.m.
Dec. 30	Southeastern Oklahoma State University Recreation & Convocation Center, Austin, Texas ..... 12 p.m.
Jan. 2	Rockhurst University* Bullman Multi-Purpose Building, Rolla .....5 p.m.
Jan. 4	University of Missouri-St. Louis* Bullman Multi-Purpose Building, Rolla ..... 7:30 p.m.
Jan. 7	University of Southern Indiana* Bullman Multi-Purpose Building, Rolla ..... 7:30 p.m.
Jan. 9	Kentucky Wesleyan College* Bullman Multi-Purpose Building, Rolla .....3 p.m.
Jan. 14	Saint Joseph's College* Scharf Alumni Fieldhouse, Rensselaer, Ind. ....7:30 p.m.
Jan. 16	Drury University* Weiser Gymnasium, Springfield, Mo. ....7:15 p.m.
Jan. 18	University of Indianapolis* Bullman Multi-Purpose Building, Rolla ..... 7:30 p.m.
Jan. 21	Lewis University* Bullman Multi-Purpose Building, Rolla ..... 7:30 p.m.
Jan. 23	University of Wisconsin-Parkside* Bullman Multi-Purpose Building, Rolla .....3 p.m.
Jan. 28	Maryville University* Moloney Arena, St. Louis, Mo. ....8 p.m.
Feb. 4	Bellarmino University* Knights Hall, Louisville, Ky. ....7 p.m.
Feb. 6	Northern Kentucky University* Bank of Kentucky Center, Highland Heights, Ky. ....4:15 p.m.
Feb. 10	Lincoln University Jason Gymnasium, Jefferson City, Mo. ....7:30 p.m.
Feb. 13	Maryville University* Bullman Multi-Purpose Building, Rolla .....3 p.m.
Feb. 15	Drury University* Bullman Multi-Purpose Building, Rolla ..... 7:30 p.m.
Feb. 18	University of Missouri-St. Louis* Mark Twain Building, St. Louis, Mo. ....7:30 p.m.
Feb. 20	Rockhurst University* Mason-Halpin Gymnasium, Kansas City, Mo. ....3 p.m.
Feb. 27-28	Great Lakes Valley Conference Tournament (First/Second Rounds) Games played on campus sites
March 6-7	Great Lakes Valley Conference Tournament (Semifinals/Finals) The Recreation & Athletic Center, Springfield, Ill.
March 13-16	NCAA Division II Midwest Regional
March 24- March 27	NCAA Division II Elite Eight (at Springfield, Mass.)

\*Denotes Great Lakes Valley Conference Game  
All times Central





# TABLE OF CONTENTS

2009-10 Schedule .....	IFC
Quick Facts/Media Information.....	2
Billy Key Court at Bullman Multi-Purpose Building.....	3
About Missouri S&T.....	4
Athletics at Missouri S&T.....	5
Academics at Missouri S&T.....	6
Miner Academic All-America Players.....	6
Miner All-America Players .....	7
Coaching Staff .....	8
Missouri S&T Administration.....	10
Missouri S&T Athletics Directory .....	12
<b>2008-09 Missouri S&amp;T Miners</b>	
2008-09 Season Preview .....	13
2008-09 Miner Roster.....	14
Aaron Hays.....	15
Marquis Jones .....	16
Adam Knollmeyer .....	17
A.J. Mandani.....	18
Casey Noll .....	19
Aaron Redecker.....	20
DeJon Slaughter.....	21
Johnathan Jordan/Jonathan Knollmeyer .....	22
Anton Korolev/Byron Bundy .....	23
Bryce Foster/Brian Gifford .....	24
Hank Harris.....	25
Mike Malat/Eli Steinbeck .....	26
<b>2008-09 in Review</b>	
2008-09 Game-by-Game.....	27
2008-09 Season Highs .....	31
2008-09 Miner Statistics & Results.....	32
<b>Miner Basketball History</b>	
Annual Leaders .....	33
Miner Basketball Records.....	34
Miner Top 10 Lists .....	36
Great Lakes Valley Conference.....	37
GLVC Records.....	38
GLVC Annual Champions.....	39
All-Time vs. Opponents .....	40
All-Time Scores .....	42
<b>2009-10 Miner Opponents</b>	
Harding, Missouri Southern, Pittsburg State, William Jewell .....	50
Missouri Baptist, Illinois-Springfield, Quincy, Lincoln.....	51
Central Oklahoma, Southeastern Oklahoma State, Rockhurst, Missouri-St. Louis.....	52
Southern Indiana, Kentucky Wesleyan, Saint Joseph's, Drury .....	53
Indianapolis, Lewis, Wisconsin-Parkside, Maryville .....	54
Bellarmino, Northern Kentucky.....	55
2009-10 GLVC Tournament.....	55
Miners vs. GLVC Opponents/GLVC Directory .....	56
Miners as ranked team/vs. ranked teams.....	57
All-Time Miner Roster .....	58
Radio/TV Roster .....	IBC
2008-09 Miner Team Picture .....	Back Cover

The 2009-10 Missouri S&T men's basketball media guide was produced by the sports information office at Missouri S&T, with assistance from Joann Stirtz and Megan Kean-O'Brien in the university's publications office. Photos and other information were provided by Brad Rupert, Rod Lentz, Rolla Daily News and sports information directors from opposing institutions. The book was printed by the University of Missouri Printing Services.

# MEDIA FACTS AND INFORMATION

## Information for Incoming Media

**Credentials for Miner games:** Credentials will be assigned to news media covering the game. Press passes must be requested at least one day in advance of the game to be covered. Please make all requests to John Kean, Sports Information, Missouri S&T, Rolla, Mo. 65401; phone number is (573) 341-4140.

**Game services:** Media representatives will receive a game program and game notes prior to the contest, halftime statistics, and a final game packet including play-by-play of the action. Refreshments and a pre-game meal are also available.

**Interview policy:** Post-game interviews with Miner players are allowed. Please inform S&T Sports Information Director John Kean if you wish to interview S&T player(s) near the end of the game and he will make the player(s) available in a designated area. Access to the S&T locker room is prohibited. Head Coach Jim Glash will be available for interviews in the media area following his post-game radio show. All interviews with players and coaches during the week must be cleared through the S&T sports information office. Interviews with opposing players following the game must be arranged with that school's sports information director.

**On the Web:** Information on Missouri S&T athletics is available online at: [sports.mst.edu](http://sports.mst.edu). At that site, you can receive up-to-date information on the university's 15 athletic teams and link into many other sites on the Internet, such as the NCAA, the NCAA Division II home page and other NCAA Division II institutions.

## Media outlets

### Newspapers:

*S&T Daily News:* 101 W. Seventh, S&T, Mo. 65401; (573) 364-2468  
*Missouri Miner (S&T):* Missouri S&T, S&T, Mo. 65409; (573) 341-4235  
*Waynesville Daily Guide:* Drawer S, Waynesville, Mo. 65583; (573) 336-3711  
*St. Louis Post-Dispatch:* 900 N. Tucker, St. Louis, Mo. 63101; (314) 340-8170  
*Kansas City Star:* 1729 Grand Ave., Kansas City, Mo. 64108; (816) 234-4355  
*Springfield News-Leader:* 651 Boonville, Springfield, Mo. 65806; (417) 836-1118

### Radio:

KTTR/KZNN: 1505 Soest, S&T, Mo. 65401; (573) 364-2525  
KMST (S&T): 400 W. 14th, G-4 Library, S&T, Mo. 65409; (573) 341-4386

### Television:

KRCG: P.O. Box 659, Jefferson City, Mo. 65102; (573) 896-5144  
KOLR: 2650 E. Division, Springfield, Mo. 65803; (417) 862-6397  
KSPR: 1359 St. Louis St., Springfield, Mo. 65808; (417) 831-1234  
KYTV: 999 W. Sunshine, Springfield, Mo. 65807; (417) 831-0000

## Quick facts

**Location:** Rolla, Mo. 65401

**Founded:** 1870

**Enrollment:** 6,600

**Chancellor:** Dr. John F. Carney III

**Director of Athletics:** Mark Mullin

Office Phone: (573) 341-4175

Email: [memullin@mst.edu](mailto:memullin@mst.edu)

**Head Men's Basketball Coach:** Jim Glash

Coaching Record: 0-0 (First year)

Office Phone: (573) 341-4101

Email: [glashj@mst.edu](mailto:glashj@mst.edu)

**Assistant Coach:** Joey Goodson

Office Phone: (573) 341-6403

Email: [goodsonc@mst.edu](mailto:goodsonc@mst.edu)

**Student Assistant:** Thomas McKinnon

**2008-09 Record:** 9-17

**2008-09 GLVC Record:** 4-13 (6th in GLVC West)

**Home Arena:** Gale Bullman Multi-Purpose Building

**Capacity (Surface):** 4,000

**Press Row Phone:** (573) 341-6054

**Nickname:** Miners

**Colors:** Silver and Gold

**Conference:** Great Lakes Valley Conference

**Head Athletic Trainer:** Tiffany King

**Men's Basketball Team Trainer:** Greg Bozeka

Office Phone: (573) 341-4107

**Sports Information Director:** John Kean

Office Phone: (573) 341-4140

Cell Phone: (573) 233-6891

Email: [jkean@mst.edu](mailto:jkean@mst.edu)

Fax: (573) 341-4880

Website: [sports.mst.edu](http://sports.mst.edu)

**Assistant Sports Information Director:** Luke Rinne

Email address: [rinnel@mst.edu](mailto:rinnel@mst.edu)

**Athletics Office Telephone:** (573) 341-4175



# BILLY KEY COURT AT BULLMAN MULTI-PURPOSE BUILDING

Billy Key Court at the Gale Bullman Multi-Purpose Building is the home of Missouri S&T basketball. The facility has undergone a series of renovation projects in recent years, with improved seating and lighting and a refinished floor being a part of the new look.

The most recent renovation work took place in the last off-season, as the roof was replaced and the floor was refinished to highlight the university's name change that took place at the start of the 2008 calendar year. As part of the project to repaint the court, the playing floor was dedicated in honor of long-time men's basketball coach and athletics director Billy Key, who holds the mark for the most coaching wins in the history of the Miner basketball program.

The dedication ceremony took place on Nov. 15, 2008 at halftime of the Miners' season-opening contest.

Since 2004, the facility has also had new seating installed with chairback seats and bleachers put in on the floor level of the arena, which was made possible by a donation by Norman and the late Armin Tucker, twin brothers who graduated from the Missouri School of Mines in 1940 and strong supporters of athletics at Missouri S&T who are members of the university's athletic Hall of Fame.

In addition, a new energy conservative lighting system was installed to improve that aspect of the arena.

The Bullman Multi-Purpose Building became the home of Miner basketball in 1969 when it replaced Jackling Gym, which was razed to build a new library on the Missouri S&T campus. The 73rd Missouri General Assembly appropriated \$2.4 million towards the construction of a new 78,000 square foot athletic facility on the campus, and in 1969 the University of Missouri-Rolla Multi-Purpose Building opened. Following the death of long-time UMR football coach and athletics director Gale Bullman in 1977, the building was renamed in his honor and approved by the University of Missouri Board of Curators in July 1977.

The facility houses the S&T men's and women's basketball, volleyball and swimming teams. The arena is the central feature in the building, a two-tiered setting which seats 4,000 fans in bleacher seats. The wooden floor is long enough to accommodate two full-court basketball games at the same time, and there are six basketball goals on the floor level.

Also included in the arena are two recreation areas in the upper level which are also used as practice areas for the varsity teams at Missouri S&T and the basketball offices for the men's and women's basketball programs.

The swimming facility on the north side of the building is where the Miner swimming team competes. The pool measures 75-by-42 feet with diving areas on one end. There is a one-meter and three-meter diving board in the pool, with a set of bleachers in the upper level of the natatorium.



The lower level of the multi-purpose building is the site the athletic and physical education offices, as well as a classroom, athletic training room, equipment room, racquetball courts, two weight rooms with modern exercise equipment and six locker rooms (three for and three for women).

Not only is the arena used for Miner and Lady Miner athletics, but also for concerts, commencement ceremonies and other special events. The Harlem Globetrotters have made appearances in the building as have several world renown individuals as part of the Remmers Lecture Series – including Lance Armstrong, a cancer survivor who is a seven-time champion of the Tour de France. Barack Obama, who was elected President of the United States in November 2008, made an appearance at the athletic facilities for a town hall meeting during his campaign in the summer.

Kummer Construction Company, of St. Louis, was the general contractor for the building. Two other St. Louis firms and one from Washington, Mo., also aided in the project. An expansion of the facility was completed in 1995 with the opening of the student recreation center, built off the west wall of the Bullman Multi-Purpose Building.

## Bullman Multi-Purpose Building Facts

Opened: 1969 (renovated in 2004)  
Cost: \$2.4 million  
Capacity: 4,000  
First Game: Dec. 5, 1969; Miners lost to Washington University of St. Louis 60-55  
Playing Surface: Wood  
Most Points (S&T): 133 vs. Arkansas Baptist, Nov. 22, 1992  
Most Points (Opponent): 114, Drury, Feb. 9, 1978  
Most Points (Both teams): 218, S&T vs. Arkansas Baptist, Nov. 22, 1992  
Longest Winning Streak: 15 games, Dec. 29, 1975 to Jan. 15, 1977  
Longest Winning Streak (conference games): 26 games, Feb. 21, 1972 to Jan. 15, 1977  
Longest Losing Streak: 10 games, Dec. 1, 2005 to Feb. 21, 2006; Dec. 14, 2007 to Feb. 26, 2008  
Miners' record at Bullman: 310-188 (134-116 in MIAA games; 5-31 in GLVC games)

# ABOUT MISSOURI S&T

## Campus overview

Missouri S&T is one of the top technological research universities in the nation. Surrounded by Ozarks scenery (Rolla is about 100 miles west of St. Louis), the campus is accessible, safe and friendly. Known for its engineering programs, S&T also offers degrees in the sciences, liberal arts, humanities and business. About 6,300 students are currently enrolled in classes, making S&T big enough to accommodate a diverse population but small enough for individuals to stand out.

S&T students are expected to actively participate in the processes of getting an education, whether that means joining a student design team, participating in intercollegiate athletics, conducting research with faculty members, helping to assure safe drinking water in a Central American community, or planning activities for the campus's next St. Pat's celebration. Upon graduation, these experienced students are in extremely high demand by companies across the nation and around the world.

Without exceptional faculty members and involved alumni, it wouldn't be possible to give these students a world-class education. The campus currently employs astronauts, bridge builders, chemists, filmmakers, historians, pyrotechnicians, rocket scientists, solar energy experts and video bloggers. S&T graduates, many of whom give time and money back to the university, work on the International Space Station, play professional poker, run NASCAR teams, search for cancer cures, win Academy Awards and lead Fortune 500 companies.

S&T is a campus in motion. With more than 200 student organizations on campus, there's a place for everyone to get involved. Students can be seen pedaling human-powered vehicles in the shadow of Toomey Hall, the new mechanical and aerospace engineering complex, or building solar-powered cars and houses. Mining engineers are growing oil-producing algae underground while materials scientists are learning how to mend broken bones with glass in their laboratories.

Founded in 1870, the University of Missouri School of Mines and Metallurgy was the first technological institution west of the Mississippi River. One of four campuses in the University of Missouri System, the name was changed to the University of Missouri-Rolla in 1964 and changed to its current name of Missouri University of Science and Technology in 2008.



## Did you know?

- Approximately 96 percent of all reporting graduates secure a position in the field of their choice within three months of graduation.
- Missouri S&T graduates earn the highest starting salaries in the Midwest (\$57,000 average), according to Payscale Inc.
- Missouri S&T offers more than 65 degree-granting academic programs, including 19 engineering fields.
- Student-to-faculty ratio is 16:1.
- Average class size is 29 students.
- Average lab size is 17 students.
- Missouri S&T hosts more than 25 research centers, labs and institutes.
- Missouri S&T ranks among the Top 25 in *Forbes* magazine's list of most entrepreneurial American campuses.
- More than 80 percent of students receive



# ATHLETICS AT MISSOURI S&T

## About athletics

Missouri S&T boasts a competitive athletic program as a member of NCAA Division II and the Great Lakes Valley Conference in all of its sports except football (playing as a NCAA Division II independent) and swimming (aligned with the New South Intercollegiate Swimming Conference). With the recent addition of women's volleyball, S&T fields eight men's and seven women's varsity teams.

Missouri S&T student-athletes have shown success at the national level both on the field and in the classroom.

## On the field

S&T teams have finished in the top 10 at the national level for 12 of the past 13 seasons. S&T has won four NCAA national championships on an individual basis in swimming during the past seven seasons, with Zlatan Hamzic capturing the title in the 200-yard breaststroke at the 2009 NCAA Division II Championships. S&T's 200-yard freestyle relay team won back-to-back Division II championships in 2001 and 2002, while the 400-yard freestyle relay team took home a national title in 2002. The Miner swimming team has finished among the top four in the nation in each of the last three years, headed by a runner-up finish at the 2008 national meet.

Missouri S&T's men's track and field team swept the GLVC championships in 2009 and combined with the women's team to send eight individuals to national competition -- and all of them finished among the top eight to earn All-America honors.

S&T's football team matched its best record over the last 23 seasons last year, while the men's soccer, women's basketball and softball teams all qualified for GLVC post-season play. The Lady Miner basketball and softball teams have made NCAA regional competition in recent years, with the basketball team making it to the title game of the 2008 NCAA Great Lakes Regional.



# ACADEMICS AND ALL-AMERICA SELECTIONS

Missouri S&T is proud of its academic reputation as one of the top institutions for science and technology. The results are also shown in the consistently strong performance of the student-athletes on the S&T campus.

During the 2008-09 academic year, a total of 204 student-athletes at S&T finished with a 3.0 or better grade point average. Forty student-athletes also finished the school year with a 4.0 GPA. The university also has a high number of selections to the academic teams in the past year that were released by the Great Lakes Valley Conference, Great Lakes Football Conference and New South Intercollegiate Swimming Conference.


A total of 101 S&T student-athletes were selected to the GLVC's All-Academic team for the 2008-09 school year, the sixth-best total in the 14-team conference. Jordan Henry, an All-America performer for the men's track and field team, was named as the winner of the 2009 GLVC Paragon Award as the conference's top student-athlete.

In the past year, two S&T student-athletes earned *ESPN The Magazine* Academic All-America honors. A total of 12 individuals were named to their selected Academic All-District teams during the 2008-09 season.


S&T has had 21 Academic All-America selections over the past five seasons for a total of 31 since 2000, the fourth-best total in NCAA Division II.




## Missouri S&T Academic All-America Selections



Ross Klie  
1975-76



Todd Wentz  
1983-84



Dave Moellenhoff  
1985-86



Brian Westre  
2001-02  
2002-03  
2003-04

### Top NCAA Division II Academic All-America Producing Schools of the 2000s

School	Conference	Total
1. Pittsburg State .....	MIAA .....	46
2. Truman State .....	MIAA .....	45
3. Wingate .....	South Atlantic .....	34
4. Missouri S&T .....	MIAA/GLVC .....	31
5. Indianapolis .....	GLVC .....	30
6. Adams State .....	Rocky Mountain .....	23
7. Barry .....	Sunshine State .....	20
T8. Abilene Christian .....	Lone Star .....	18
T8. Central Missouri .....	MIAA .....	18
T10. Emporia State .....	MIAA .....	16
T10. Missouri Southern .....	MIAA .....	16






# MISSOURI S&T ALL-AMERICA SELECTIONS



## Curtis Gibson (1984-85)

Gibson was selected as a third-team All-American by the National Association of Basketball Coaches (NABC) following a season in which he averaged 18.7 points per game. He was a three-time all-district and all-conference selection, and finished his playing career as the all-time leading scorer at Missouri S&T with 1,534 points. That total is currently third on the school's all-time scoring list. He was inducted into the university's Athletic Hall of Fame in 2002.




## Duane Huddleston (1987-88)

One of the greatest outside shooters in MIAA history, Huddleston earned third-team All-America honors from the NABC after scoring 24.2 points per game. He made 52 percent of his three-point attempts and finished his career with a mark of 51 percent from behind the arc (both MIAA records). His ten straight treys made against Truman State in 1988 set the Division II record. His 1,475 points rank sixth on the Miners's all-time scoring list. Huddleston, who died in 1995, was inducted into the university's Athletic Hall of Fame in 2006.



## Bill Jolly (1992-93)

Jolly was a third-team All-America selection by the NABC and Division II Bulletin after winning the MIAA scoring title with an average of 22.4 points per game. He was also an honorable mention All-American in 1992. Jolly is the all-time scoring leader at Missouri S&T with 1,920 points and holds school records for three-pointers and free throws made. Jolly won first-team All-MIAA honors twice and was also a two-time all-district selection. His point total ranks fifth on the MIAA's all-time scoring list.



## Michael McClain (1995-96)

McClain was named to Division II Bulletin's All-America team as an honorable mention selection after leading the Miners to the 1996 MIAA championship and a berth in the NCAA Division II Tournament. McClain, who later served as an assistant coach in the Miner program, was also named as the MIAA's most valuable player for the season and led the conference in assists with a school record of 231. He came to Missouri S&T after playing two years at the University of Washington and later served on the Miner coaching staff.

# HEAD COACH: JIM GLASH

Jim Glash begins his first season as the head coach at Missouri S&T, taking over the post on March 24, 2009. Glash, who has spent the last two seasons assisting the Miner program, served as the team's acting head coach for a portion of the 2008-09 season while Dale Martin was dealing with an illness.

During the time Glash handled the head coaching duties last season, the Miners recorded all four of their Great Lakes Valley Conference victories. That included a sweep over Missouri-St. Louis, the first for the Miners since they joined the GLVC prior to the 2005-06 season.

Glash came to S&T from Olney Central College, where he served as the head coach for nine seasons. He left the program following the 2004-05 season after posting a record of 160-121 over those nine seasons, winning 57 percent of his games during that span. That also included a mark of 74-54 in Great Rivers Athletic Conference games.

The 160 wins are the most any coach in the history of the Olney Central program.

"This is a tremendous institution that competes in an outstanding league and I am looking forward to the challenge here at Missouri S&T," Glash said. "I hope that with my background that I can help attract those student-athletes who can compete in this conference and get a great education."

Glash helped turn around a program at Olney Central that had finished in the lower half of the Great Rivers Athletic Conference in nine of the previous 11 years, leading it to an outright league title in 1999-00 after sharing the league title the year prior to that. The 1999-00 squad that claimed the conference title helped Glash land the league's "Coach of the Year" award.

During his tenure, 11 Blue Knight players earned all-conference honors and 11 were named to the All-Region 24 team. The school's first two All-America players also came through the school during that time.

Before his stint at OCC, where his teams finished in the top half of the conference in eight of the nine years he was there, Glash served as a coach at both the junior college and four-year level. His first stop was at the University of Illinois-Chicago, where he spent four seasons on the Flames' staff, then spent a year at North Park College in the Chicago area when that school won the Division III national championship.

Glash also spent time at Kennedy-King College in the Chicago area and at Columbia College in California before taking the assistant coaching position at Olney Central. One year later, Glash became the head coach of the Blue Knights.



In the time he spent at Olney Central, Glash's players graduated at a 93 percent rate and 39 of his players went on to earn scholarships at other four-year institutions, including seven who played at schools in the GLVC.

Glash earned his bachelor's degree in undergraduate studies from Northeastern Illinois University, then received his master's degree in physical education and sports management from Western Illinois University.



# ASSISTANT COACHES

## Joey Goodson, Assistant Coach

Joey Goodson, a former player and assistant coach at Saint Francis University in Pennsylvania, is in his first season as the assistant coach for the Missouri S&T men's basketball program.

"I think that Joey is a perfect fit for our program from a personality and basketball standpoint," Glash said. "He should be a great asset to us due to his experience as a player and coach. We need someone with can handle aspects such as conditioning, weight lifting, administrative matters and individual instruction and Joey has a wealth of knowledge in all of those facets."

"I have always been a believer that point guards make good coaches because they are in a situation where they have to take on responsibility," Glash added. "Joey has been in that position for years, serving as a team captain for a high-powered high school program and as a four-year captain at the collegiate level."

Goodson spent three seasons on the Saint Francis staff after a four-year career as a player for the Red Flash. During his three years on the coaching staff, he helped lead the program to winning seasons in three consecutive years – a first in the team's history – and to three straight appearances in the Northeast Conference Tournament.

He assisted with the off-campus recruiting as well as on-court instruction and scouting at Saint Francis.

During his playing career, Goodson served as a team captain for all four seasons and started in 62 of the 105 games he appeared in, making his mark as a top defensive player and playmaker. He finished with 73 career steals and 193 assists while averaging 4.5 points per game. He was third on the team in steals in his senior year despite missing a good portion of the season with an injury.

In the 2004-05 campaign, Goodson was named as the Northeast Conference's "Defensive Player of the Year."

Goodson, who is from Reston, Va., averaged 6.1 points and 2.5 rebounds during his senior season with the Red Flash. He earned his bachelor's degree in marketing in 2005 and joined the university's coaching staff that fall. Goodson played his prep basketball at Gonzaga College High School, where he was also a team captain and named as one of the top five players in the Washington, D.C. area by Lindy's Basketball magazine for the 2000-01 season.

## Thomas McKinnon, Student Assistant Coach

Thomas McKinnon is in his fifth season with the Miner basketball program and is serving as the team's student assistant coach this winter. McKinnon will assist the program in on- and off-court workouts as well and also serve as the team's video coordinator.

McKinnon came to Missouri S&T from Marceline, Mo., where he played basketball on the high school team. McKinnon played at all five positions on the floor during his prep career.

"Thomas has been a valuable part of this program over the last four seasons and takes care of much of our behind the scenes work," said Miner head coach Jim Glash. "We have been very grateful for his contributions to our basketball program."

McKinnon is completing work on his bachelor's degree in electrical engineering and is scheduled to graduate from Missouri S&T in May 2010.



# MISSOURI S&T ADMINISTRATION

## **Dr. John F. Carney III**, Missouri S&T Chancellor

Dr. John F. Carney III, former provost and vice president for academic affairs at Worcester Polytechnic Institute in Worcester, Mass., began his tenure as chancellor at Missouri S&T on Sept. 1, 2005.


A 40-year veteran of higher education, Carney served as WPI's provost and vice president for academic affairs from 1996 through 2004. In that capacity, he hired more than half of the current tenured and tenure-track faculty. He was involved with the creation of the Center for Educational Development, Technology and Assessment, led the renovation of several WPI laboratories, bolstered the campus's Interdisciplinary and Global Studies Division, and made WPI, one of the nation's oldest technological universities, a more welcoming place for female faculty members.

A civil engineer by training, Carney earned a bachelor's degree from Merrimack College in North Andover, Mass., in 1963. He also earned master's and Ph.D. degrees in civil engineering from Northwestern University in Evanston, Ill., in 1964 and 1966, respectively.

Carney began his academic career at the University of Connecticut, where he served on the civil engineering faculty from 1966-1981. He then joined Auburn University in Auburn, Ala., as professor and head of the civil engineering department, a position he held until 1983, when he joined Vanderbilt University in Nashville, Tenn., as a professor of civil engineering. At Vanderbilt, he served as associate dean for graduate affairs (1989) and then associate dean for research and graduate affairs (1993). He joined the faculty and administration at WPI in 1996.

The field of impact mechanics has been Carney's major research interest for more than 30 years. During this period, he was awarded a series of grants and contracts with the National Science Foundation, the North Atlantic Treaty Organization, the Federal Highway Administration, British Rail, the Advanced Railway Research Centre, and the Departments of Transportation in the states of Connecticut, Washington, Alabama, Georgia, Colorado, and Tennessee. This research activity resulted in the development and implementation of a whole series of impact attenuation devices employed in motorway safety applications in the United States and overseas. Carney holds nine patents in this area. In addition, his work with the railroad research community in Great Britain has led to new concepts for improving the crashworthiness of trains.

Carney is the author of more than 140 technical publications in the area of structural mechanics and has been active on numerous National Research Council committees. He is also a fellow of the American Society of Engineers.



## **Dr. Debra Robinson**, Vice Chancellor of Student Affairs

Dr. Debra A.G. Robinson is in her seventh year as the campus's vice chancellor for student affairs. She took over the position Jan. 1, 2003, after spending two years as S&T's associate vice chancellor for student and international affairs.

Robinson joined the S&T student affairs staff in 1980 as a counseling psychologist. She later was assistant director and associate director of the S&T Counseling Center, and served as director of S&T's Center for Personal and Professional Development from 1990 through 2001. In 2001, she was appointed associate vice chancellor for student and international affairs. She is responsible for directing S&T's leadership development programs, coordinating several administrative functions within the division, coordinating staff development and training efforts, and managing relationships with external constituents. She also serves as an adjunct faculty member in the engineering management department.

Robinson earned her bachelor of arts degree in psychology from the University of Illinois at Springfield in 1976 and her master of arts and doctorate degrees in counseling psychology from the University of Illinois at Champaign-Urbana in 1977 and 1980, respectively. She is a member of the American Psychological Association, the International Coaching Federation and the Society of Psychologists in Management. She also remains active as a management and coaching consultant, and has written numerous papers and book chapters on a broad array of topics, including leadership development, engineering education, career opportunities, women in engineering, and how students adapt to college life.



# MISSOURI S&T ADMINISTRATION

## **Mark Mullin**, Director of Athletics

Mark Mullin is in his 18th year as Missouri S&T's director of athletics, where he oversees a program that won four championships while it was affiliated with the Mid-America Intercollegiate Athletics Association and two in the Great Lakes Valley Conference, while having numerous student-athletes win academic honors on both the conference and national levels.

During the 2008-09 school year, S&T won its first Great Lakes Valley Conference championships as the men's track and field teams swept the GLVC titles, while S&T also had teams qualify for the GLVC's post-season tournaments in women's basketball, men's soccer and softball. S&T's swimming team posted its third straight top-four finish at the NCAA Division II Championships by placing third en route to its 13th finish among the top 10 in the last 14 seasons at the national meet.

Missouri S&T recorded its highest finish ever in the U.S. Sports Academy Director's Cup standings in 2007-08, a year in which S&T served as the host institution for the 2008 NCAA Division II Swimming & Diving Championships; the Miners finished as the national runner-up at that meet. During Mullin's tenure, Missouri S&T has also served as the host for the NCAA South Central men's basketball regional, MIAA men's basketball finals in 1996, 1999 MIAA cross country championships and the 2008 GLVC cross country championships.

In addition to his duties as athletic director, Mullin served as swimming and diving coach for 12 years and led the Miners to a 96-27 dual meet record and seven regional championships. His final team finished third at the 1998 NCAA Division II Championships, the highest finish ever for an S&T athletic team at the time at an NCAA championship event.

Mullin has served two terms as the chair of the NCAA Division II men's and women's swimming and diving committee and is serving on the NCAA regional advisory committee in football for Region 2 this season. He completed a two-year term as the president of the MIAA after spending the two prior years as the conference's vice president prior to S&T's switch to the GLVC.



## **Dr. Jeff Cawfield**, NCAA Faculty Representative

Dr. Jeff Cawfield, professor of geological engineering at Missouri S&T, is in his seventh year as the university's faculty representative to the NCAA. He took over the duties in January 2003 following the retirement of Dr. Jack Ridley, who had served in the role for the previous three years.

After joining the S&T faculty in 1987, Cawfield was named professor of geological engineering in 1999 and became head of the geological engineering department the following year. He moved into the role of associate dean in 2001. Cawfield received an S&T Sustained Excellence in Teaching award in 2003. Cawfield received his bachelor's degree in civil engineering from Washington State University in 1981 and his master's and doctorate degrees at the University of California-Berkeley.

Cawfield is also an Honorary Knight of St. Patrick, an honor he received in 2002 along with a group that included Dr. Manuel Pacheco prior to his retirement as president of the University of Missouri System. He was selected by Pacheco to attend the first UM Administrative Leadership Development Program during the 2000-01 academic year.



# MISSOURI S&T ADMINISTRATION

**Sarah Moore**, Assistant Director of Athletics/Senior Women’s Administrator

Sarah Moore is in her seventh year as the assistant director of athletics at S&T, where she also serves as the senior women’s administrator. In addition to her administrative duties within the athletics department, Moore is also the chair of the physical education and recreation department.

Moore spent 13 seasons as the head coach for the S&T cross country and men’s track programs and 18 seasons as the head coach of the women’s track squad before moving into the administrative level. She is a 1973 graduate of Union University and is in her 28th year at S&T, where she has also coached the Lady Miner softball and tennis teams. While serving as track coach, she completed a six-year term as a member of the NCAA Track and Field committee.

Before coming to S&T, Moore spent three seasons at the University of Wyoming and one at the University of Memphis.



**Debbie Hickey**, Officer of NCAA Compliance/Budget

Debbie Hickey is in her 13th year as the university’s budget and NCAA compliance officer for the university’s department of intercollegiate athletics.

Hickey is in charge of handling all NCAA eligibility matters for the 300-plus student athletes in the Missouri S&T athletics program. She is in her 23rd year at the university, previously serving in the accounting and fiscal services office.

A native of Steelville, Mo., Hickey is a 2003 graduate of Missouri S&T with a bachelor’s degree in psychology. She is a certified high school volleyball official and also runs an interior design company.

Hickey and her husband, Dan, have three children and live in Rolla.



## MISSOURI S&T ATHLETICS STAFF DIRECTORY (Area code: 573)

Mark Mullin (Director of Athletics).....	341-4175	Jason Holt (Head Volleyball Coach).....	341-6848
Joe Ahearn (Men’s Soccer Coach).....	341-4102	John Kean (Sports Information Director).....	341-4140
Andy Ball (Football Assistant).....	341-6897	Don Kennedy (Head Softball Coach).....	341-4968
Travis Boulware (Football Assistant).....	341-4191	Jon Kiester (Women’s Soccer Coach).....	341-7032
Greg Bozeka (Assistant Athletic Trainer).....	341-4107	Tiffany King (Head Athletic Trainer).....	341-4107
Kirby Cannon (Head Football Coach).....	341-4957	Megan Laws (Assistant Volleyball Coach).....	341-4721
Todd DeGraffenreid (Head Baseball Coach).....	341-7506	Terry Massey (Equipment Manager).....	341-6334
Justin Drake (Assistant Athletic Trainer).....	341-4107	Sterling Martin (Track/Cross Country Coach)....	341-4971
Alan Eads (Women’s Basketball Coach).....	341-4105	Sue Melton (Athletics Insurance).....	341-4673
Jim Glash (Men’s Basketball Coach).....	341-6403	Sarah Moore (Asst. Athletics Director/SWA)....	341-4106
Joey Goodson (Men’s Basketball Assistant).....	341-4101	Steve Olds (Athletic Attendant).....	341-6334
Doug Grooms (Head Swimming Coach).....	341-6149	Patti Peterson (Athletics Secretary).....	341-4973
Mike Heiberg (Athletic Attendant).....	341-6334	Josh Richards (Football Assistant).....	341-6226
Pam Hemme (Athletics Secretary).....	341-4175	Luke Rinne (Asst. Sports Information).....	341-4140
Keri Hessel (Women’s Basketball Assistant).....	341-4179	Kyle Rutledge (Track/Cross Country Assistant) ..	341-4104
Debbie Hickey (Budget/Compliance).....	341-4178	Kyran Weaver (Football Assistant).....	341-4103



# 2009-10 SEASON PREVIEW

For the first time in over two decades, a new face will roam the sidelines for the Missouri S&T men's basketball program – and his first order of business will be to continue to build on what the Miners started in the second half of last season.

Jim Glash officially became the head coach of the Miners after the 2008-09 season concluded, but after an illness sidelined then-head coach Dale Martin in early January, Glash handled the day-to-day operations of the team for the balance of the season.

In that second half, the Miners made strides on the floor as they finished at 4-13 in the Great Lakes Valley Conference, their highest win total in GLVC play since joining the league in 2005 and 9-17 overall. With a number of players from that squad joining an impressive group of newcomers, the Miners are looking to continue that upward climb in the conference in the 2009-10 campaign.

“The thing we want to do is build on the small successes that we had at the end of last year,” Glash said. “I was really proud of the way our team handled the transition last year under difficult circumstances and won four games late in the season. The competitive nature we showed to get those wins is something we want to use as a springboard to the upcoming season.”

As for who will take the floor for those games and the ones to follow, it begins with those back from last season, headed by a trio of players who averaged in double figures a year ago.

Marquis Jones, a senior guard, is the top returning scorer for the Miners as he averaged 11.5 points per game and was the team's top long-range threat as he connected on 39 percent of his tries from beyond the three-point line. He will contend for a perimeter spot this winter along with A.J. Mandani, who scored just over 12 points a contest in the first eight games of the year before missing the rest of the season.

The other returning double figure scorer is senior Adam Knollmeyer, who scored 10.2 points a year ago and also led the Miners on the boards with 5.7 per game. A 54 percent shooter from the floor last season, Knollmeyer figures to give the Miners a solid inside scoring presence for a squad that figures to be more perimeter-oriented in the upcoming year.

S&T also has three other returners from last season on the front line in seniors Casey Noll (7.5 points per game), Aaron Redecker (5.6 points and a team-high 31 blocks) and junior DeJon Slaughter. The Miners also return sophomore Anton Korolev, who was redshirted last season, and add freshman Eli Steinbeck, an 14-point per game scorer at the high school level last season.

“This is an area in which we have experience to build on,” Glash said. “We were very pleased with the work they did during our pre-season conditioning sessions and have a lot of confidence in them. These are players that we have high expectations for as well, which is what allowed us to concentrate our recruiting efforts on the perimeter.”

In the backcourt, the Miners return Aaron Hays, who averaged just over seven points a contest before suffering a season-ending injury in early January, along with Jones, Mandani and 2008-09 redshirts Johnathan Jordan and Jonathan Knollmeyer. A slew of newcomers are also expected to challenge for roles in the rotation as well.

Hank Harris, a transfer from Southeast Missouri State, joins the Miners this season and figures to be the leading contender to handle the point guard duties. Harris played in 25 games at SEMO two seasons ago, but missed the entire 2008-09 season due to an injury. He is expected to solidify the point guard spot and will be backed up by Hays and freshman Brian Gifford.



*Marquis Jones is the Miners' top returning scorer for the 2009-10 season.*

# 2009-10 SEASON PREVIEW/ROSTER

“We felt that we had three things we needed to address on the perimeter in recruiting,” Glash said. “We needed to get faster, be able to shoot the ball better and get an experienced point guard. I feel we got the point guard in Hank, who is a fifth-year player with Division I experience who will give us a solid, veteran presence at that spot.”

While Jones shot 39 percent from three-point range last season, he was the only consistent threat from long range on the 2008-09 Miners. This year’s version figures to have more of a scoring presence from the perimeter with the addition of Mike Malat, one of the top three-point shooters at the junior college level last season at over 52 percent at Southwestern Illinois College; Byron Bundy, who averaged in double figures in both of his seasons at North Central Missouri College; and Bryce Foster, who shot 47 percent from beyond the arc and averaged 18 points per game at Hazelwood Central High School.

“Our emphasis in the off-season was to find players who can help be more competitive and to win in the GLVC,” Glash said. “This is a group of players that I really believe can help us accomplish those goals. We just have to work to get everybody in the same mindset and if our pre-season is any indication, we are certainly taking steps in that direction.”



*Adam Knollmeyer heads up a veteran group in the low post for the Miners.*

## 2009-10 MISSOURI S&T MEN’S BASKETBALL ROSTER

NO.	NAME	POS.	HT.	WT.	YR.	HOMETOWN/PREVIOUS SCHOOL
00	Jonathan Knollmeyer	G	6-4	200	So.	Linn, Mo./Benedictine University
1	Aaron Hays	G	6-1	175	Jr.	Kirkville, Mo./Kirkville HS
11	Mike Malat	G	6-2	170	Jr.	O’Fallon, Ill./Southwestern Illinois College
12	A.J. Mandani	G	5-11	185	Sr.	Brampton, Ont./South Suburban College
21	Hank Harris	G	5-11	175	Gr.	Topeka, Kan./Southeast Missouri State University
22	Marquis Jones	G	6-3	210	Sr.	St. Louis, Mo./Cardinal Ritter HS
23	Bryce Foster	F-G	6-4	185	Fr.	Florissant, Mo./Hazelwood Central HS
24	DeJon Slaughter	F	6-5	210	Jr.	Kansas City, Kan./Sumner Academy
30	Brian Gifford	G	5-11	160	Fr.	St. Louis, Mo./Parkway North HS
33	Aaron Redecker	C	6-11	225	Sr.	Jackson, Mo./Three Rivers Community College
34	Byron Bundy	G	6-4	195	Jr.	Columbia, Mo./North Central Missouri College
35	Casey Noll	F	6-7	220	Sr.	St. Louis, Mo./Oakville HS
40	Jonathan Jordan	F	6-6	195	Jr.	Calumet City, Ill./Kankakee Community College
44	Adam Knollmeyer	F-C	6-7	265	Sr.	Linn, Mo./Saint Louis University
50	Anton Korolev	C	7-0	240	So.	Plano, Texas/Plano HS
53	Eli Steinbeck	F	6-6	185	Fr.	Hermann, Mo./Hermann HS

**HEAD COACH:** Jim Glash

**ASSISTANT COACHES:** Joey Goodson, Thomas McKinnon (student asst.)




# PROFILES: RETURNING PLAYERS

# 1

## Aaron Hays

**Guard, 6-1, 175, Junior**

Kirksville, Missouri/Kirksville High School




2008-09: Appeared in the Miners' first 11 games before missing the balance of the season with an injury...averaged 7.2 points and 1.6 rebounds a game during that time as he averaged 22.4 per contest...started in five games...scored a season-high 15 points in a win over Lincoln, connecting on all three of his three-point attempts along the way...was 10-of-29 (34.5 percent) from behind the arc, while also shooting 44.6 percent from the floor and 68.8 percent at the line...also scored in double figures in a win over Missouri Baptist...finished the year with 15 assists, a block and five steals.

2007-08: Finished his freshman season as the Miners' third-leading scorer with an average of 8.5 points per game...shot 37 percent from the floor, 30 percent from three-point range and 80 percent at the line...scored in double figures 12 times with a high of 17 against Lincoln in December...had a season-high 10 rebounds in a win over Robert Morris-Springfield...had 2.8 rebounds and 1.5 assists per game while making 16 steals and blocking three shots...finished the season by making 18 of his last 19 free throw attempts.

HIGH SCHOOL: Averaged 19.6 points, 3.6 rebounds, three assists, two steals and 1.6 blocks per game last season at Kirksville High School... earned second-team all-state and first-team all-district and all-conference performer and helped the team finish with a 22-3 record during the 2006-07 season...shot 46 percent from the field, 35 percent from three-point range and 82 percent at the free throw line.

PERSONAL: Son of Douglas and Jill Hays...majoring in engineering management.



### CAREER STATISTICS

Season	GP-GS	Min--Avg	[---TOTAL---			[---3-PTS---			[---REBOUNDS----										
			FG-FGA	Pct	3FG-FGA	Pct	FT-FTA	Pct	Off	Def	Tot	Avg	PF-D	A	TO	Blk	Stl	Pts	Avg
2007-08 -- S&T	27-26	808-29.9	85-229	.371	35-116	.302	24-30	.800	19	56	75	2.8	48-1	40	63	3	16	229	8.5
2008-09 -- S&T	11-5	246-22.4	29-65	.446	10-29	.345	11-16	.688	5	13	18	1.6	11-0	15	17	1	5	79	7.2
CAREER @ S&T	38-31	1054-27.7	114-294	.388	45-145	.310	35-46	.761	24	69	93	2.4	59-1	55	80	4	21	308	8.1


CAREER HIGHS: Points: 17 vs. Lincoln (12/8/07) Rebounds: 10 vs. Robert Morris-Springfield (11/24/07) Assists: 5 vs. Blackburn (11/17/07)

# PROFILES: RETURNING PLAYERS

## 22 Marquis Jones

**Guard, 6-3, 210, Senior**

St. Louis, Missouri/Cardinal Ritter High School




2008-09: Finished the season with averages of 11.5 points and 2.2 rebounds per game in 25 appearances...started in 15 of the 25 games he played...recorded a career-high 24 points in the season-ending win over Missouri-St. Louis and also scored 21 – with a season-best five three-pointers – in S&T’s first GLVC win of the season over Saint Joseph’s...reached double figures on 17 occasions, including five straight games from Jan. 8-22...led the Miners with 53 three-pointers...also recorded 33 assists (with a high of five vs. Missouri Baptist and Drury) and 21 steals...shot 41.9 percent from the field, 39.3 percent from behind the arc and a team-best 88.4 percent at the line, the best mark for a Miner at the free throw line in five seasons.

2007-08: Averaged 7.5 points, 1.8 rebounds and 0.8 assists per game in 15 contests...missed the early stages of the year while recovering from an injury suffered in the pre-season...scored in double figures in five of his last eight games – his only double figure efforts of the year – with a high of 16 at SIU Edwardsville...also scored 14 against Bellarmine...shot 40 percent from the field and 82.1 percent at the free throw line...had 12 assists and five steals.

2006-07: Played in all 27 games and averaged 5.1 points and 1.6 rebounds per game...added 21 assists and 19 steals...was third on the team with his 24 three-point baskets...shot 41.4 percent from behind the arc and 86.8 percent at the line...reached double figures on four occasions, topped by a 16-point effort against Central Christian when he made four-of-six from three-point range...also scored 14 in a victory over NCAA qualifier Wisconsin-Parkside, going five-of-seven from the field and four-of-five from long range...made 11 starts during the year.

HIGH SCHOOL: Averaged 17.2 points -- which led the Archdiocesan Athletic Association, four rebounds, two assists and 1.7 steals per game last season at the high school level as he helped lead Cardinal Ritter to the Missouri Class 3 state championship...played for Missouri Sports Hall of Fame coach Marvin Neals at Cardinal Ritter...shot 54 percent from the field, 48 percent from three-point range and 80 percent at the free throw line to earn first-team all-state and all-conference honors...earned second-team all-metro St. Louis selection and a member of the St. Louis American’s “Fab Five” team for the 2005-06 season.



PERSONAL: Son of Reginald and Candias Jones...majoring in business management...played on the St. Louis Eagles AAU team, is a good all-around athlete as he played football (as a quarterback) and baseball at the high school level.

### CAREER STATISTICS

Season	GP-GS	Min--Avg	[---TOTAL---			[---3-PTS---			[---REBOUNDS---										
			FG-FGA	Pct	3FG-FGA	Pct	FT-FTA	Pct	Off	Def	Tot	Avg	PF-D	A	TO	Blk	Stl	Pts	Avg
2006-07 -- S&T	27-11	446-16.5	41-108	.380	24-58	.414	33-38	.868	10	33	43	1.6	61-4	21	30	0	19	139	5.1
2007-08 -- S&T	15-7	266-17.7	41-103	.398	8-32	.250	23-28	.821	11	16	27	1.8	42-1	12	26	0	5	113	7.5
2008-09 -- S&T	25-15	564-22.6	98-234	.419	53-135	.393	38-43	.884	20	36	56	2.2	80-5	33	56	0	21	287	11.5
CAREER @ S&T	67-33	1276-19.0	180-445	.404	85-225	.378	94-109	.862	41	85	126	1.9	183-10	66	112	0	45	539	8.0

CAREER HIGHS: Points: 24 vs. Missouri-St. Louis (2/28/09) Rebounds: 5 vs. Drury (12/6/08) Assists: 5 vs. Missouri Baptist (11/28/08) & vs. Drury (2/14/09)




44

Adam Knollmeyer

Forward, 6-7, 260, Senior

Linn, Missouri/Saint Louis University



2008-09: Finished his first season with the Miners by averaging in double figures in the scoring column, posting 10.2 points per game...also averaged 5.7 rebounds per contest...scored a season-high 24 points in a double overtime contest against Drury, one of the 14 times he scored in double figures...also had three games with double figures in rebounding with a high of 15 in the season opener against Harding...had a double-double in that game as well as in the win over Indianapolis with 15 points and 14 boards...hit two free throws with 2.2 seconds left on the clock to give S&T a 69-68 win at St. Edward's...shot a team-best 53.7 percent from the floor, 38.5 percent from three-point range and 67.8 percent at the free throw line...went 44-of-56 at the line after the Christmas break (78.6 percent)...also had 32 assists, 15 blocked shots and 10 steals...blocked four shots against Rockhurst.

AT SAINT LOUIS: Spent two seasons at Saint Louis University, playing in 22 games last season for head coach Rick Majerus...shot 46 percent from the floor and 75 percent at the free throw line...played in 21 games as a freshman under Brad Soderburg.

HIGH SCHOOL: Was a Street and Smith's honorable mention All-America player at Linn High School, where he averaged 18 points, 11 rebounds, four blocks and four assists per game to lead his team to a 26-4 record as a senior...was a first-team Missouri Class 3 all-state player as named by the Missouri Basketball Coaches Association and second-team selection by the Missouri Sportswriters and Broadcasters Association...played his first three prep seasons at Helias High School in Jefferson City.

PERSONAL: Born Sept. 16, 1987 in Jefferson City, Mo. ...son of John and Lori Knollmeyer...older brother of S&T sophomore forward Jonathan Knollmeyer...majoring in information systems technology.



CAREER STATISTICS

Season	GP-GS	Min--Avg	[---TOTAL---			[---3-PTS---			[---REBOUNDS---										
			FG-FGA	Pct	3FG-FGA	Pct	FT-FTA	Pct	Off	Def	Tot	Avg	PF-D	A	TO	Blk	Stl	Pts	Avg
2006-07 -- SLU	21-0	83-4.0	3-4	.750	909	.000	4-6	.667	6	11	17	0.8	14-0	3	11	4	1	10	0.5
2007-08 -- SLU	22-4	127-5.8	11-24	.458	0-0	.000	9-12	.750	11	15	26	1.2	16-0	1	11	0	3	31	1.4
2008-09 -- S&T	26-24	657-25.3	101-188	.537	5-13	.385	59-87	.678	54	95	149	5.7	77-4	32	70	15	10	266	10.2

CAREER HIGHS: Points: 24 vs. Drury (12/6/08) Rebounds: 15 vs. Harding(11/15/08) Assists: 6 vs. Wisconsin-Parkside (1/10/09)




# PROFILES: RETURNING PLAYERS

## 12 A.J. Mandani

**Guard, 5-11, 185, Senior**

Brampton, Ontario/South Suburban College



2008-09: Started in the first eight games of the season before having to miss the rest of the campaign...finished the year averaging 12.4 points per game, which led the Miners at the time, and 2.8 rebounds a contest...scored in double figures in six of the eight games he appeared in with a season-high of 20 in a home win over Lincoln, 13 of which came in the second half when S&T

outscored LU 56-32 in the 19-point win...also scored 15 in the game at Lincoln and had 14 in wins over Missouri Baptist and Central Bible...shot 44.9 percent from the field, 25 percent from three-point range and 76.5 percent at the line...ended the year with 20 assists and five steals...recorded a season-high six assists against Drury.

**AT SOUTH SUBURBAN:** Played at South Suburban College in the Chicago area over the last two seasons, helping lead the team to two national tournament appearances...averaged 11.6 points a game last season by connecting on 42 percent of his three-point attempts with 38 successful tries...also shot 49 percent from the field overall...averaged 2.7 rebounds, 2.9 assists and 1.3 steals per game a year ago while shooting 85 percent at the free throw line...averaged 8.3 points and two rebounds a game as a freshman at South Suburban and hit 39 percent of his three-point tries.

**HIGH SCHOOL:** Earned first-team all-region honors at Ascension of Our Lord Secondary School.

**PERSONAL:** Son of Maria Mandani-Clarke...majoring in psychology.



### CAREER STATISTICS

Season	GP-GS	Min--Avg	[---TOTAL---			---3-PTS---			---REBOUNDS---											
			FG-FGA	Pct	3FG-FGA	Pct	FT-FTA	Pct	Off	Def	Tot	Avg	PF-D	A	TO	Blk	Stl	Pts	Avg	
2006-07 -- SSC	33	107-256	.418	46-118	.390	14-27	.519				66	2.0	53			41	274	8.3		
2007-08 -- SSC	33	148-303	.488	38-90	.422	50-59	.848				88	2.7	95			43	384	11.6		
2008-09 -- S&T	8-8	240-30.0	.449	40-89	.449	6-24	.250	13-17	.765	6	16	22	2.8	21-2	20	22	0	5	99	12.4

CAREER HIGHS: Points: 20 vs. Lincoln (12/13/08) Rebounds: 6 vs. Drury (12/6/08) Assists: 6 vs. Drury (12/6/08)




# PROFILES: RETURNING PLAYERS

# 35

## Casey Noll

**Forward, 6-7, 220, Senior**

St. Louis, Missouri/Oakville High School



2008-09: Averaged 7.5 points and 5.5 rebounds per game on the season...did not appear until the Miners' 11th game of the season, but averaged nearly 22 minutes in the 14 games he saw playing time in...scored in double figures four times, with a high of 13 in the win at Missouri-St. Louis...had a season-best 10 rebounds in the return match with UMSL that the Miners also won...scored eight games in his first game back with the Miners (Jan. 4 vs. Quincy) after missing all of the 2007-08 season and the early part of 2008-09...shot 41.2 percent from the floor, 50 percent from three-point range and 83.3 percent at the line...added 10 assists, seven blocked shots and five steals.

2007-08: Did not play due to an injury.

2006-07: Appeared in 24 games and averaged 8.4 points and 5.9 rebounds per contest...shot 43.6 percent from the field, 40 percent from three-point range and 80.6 percent at the line...had seven double figure scoring performances, led by 19-point efforts against Indianapolis and Quincy...recorded his first career double-double with 16 points and a season-high 13 rebounds against St. Louis Pharmacy...had three games with double figures in rebounds...finished the season by making his final 17 free throw attempts.

2005-06: Did not play due to an injury.

HIGH SCHOOL: Averaged 16.4 points and 10 rebounds per game at Oakville High School, where he was a first-team all-league selection in the Suburban West Conference... named honorable mention all-metro St. Louis following the 2004-05 season and took part in the Route 66 all-star game played at S&T...shot 51 percent from the field and 71 percent at the free throw line, while adding 30 blocked shots and 25 steals...averaged 12 points and six rebounds in his junior year while playing at Parkway West High School as that team went 23-5...earned academic all-state honors and was selected as his school's Post-Dispatch scholar-athlete for the year...was the valedictorian of his senior class.



PERSONAL: Son of Randy and Susan Noll...father played basketball at Kentucky and Marshall...sister, Lindsay, played volleyball at the collegiate level...majoring in engineering management...chose S&T because of its proximity and because of its fit academically and athletically.

### CAREER STATISTICS

Season	GP-GS	Min--Avg	---TOTAL---		---3-PTS---		Pct	FT-FTA	Pct	Off	---REBOUNDS---				A	TO	Blk	Stl	Pts	Avg
			FG-FGA	Pct	3FG-FGA	Pct					Def	Tot	Avg	PF-D						
2006-07 -- S&T	24-13	554-23.1	58-133	.436	6-15	.400	79-98	.806	66	76	142	5.9	64-2	13	50	7	11	201	8.4	
2008-09 -- S&T	14-3	307-21.9	35-85	.412	5-10	.500	30-36	.833	30	47	77	5.5	30-1	10	30	7	5	105	7.5	
CAREER @ S&T	38-16	861-22.7	93-218	.427	11-25	.444	109-134	.813	96	123	219	5.8	94-3	23	80	14	16	306	8.1	

CAREER HIGHS: Points: 19 vs. Indianapolis (12/2/06) & vs. Quincy (1/6/07) Rebounds: 13 vs. St. Louis Pharmacy (11/27/06)  
Assists: 2 on five occasions (last on 2/28/09 vs. Missouri-St. Louis)


# PROFILES: RETURNING PLAYERS

# 33

## Aaron Redecker

**Center, 6-11, 225, Senior**

Jackson, Missouri/Three Rivers Community College



2008-09: Started in 19 of the Miners' 26 games during the season, finishing with averages of 5.6 points and 4.5 rebounds per contest...scored a career-high 18 points in a win over Missouri Baptist, one of two games in which he posted a double-double...had a career-best 16 boards in the MBU game and had his second double-double the following day against Central Bible...reached double figures in the scoring column five times...added a 17-point effort in the season opener against Harding...led the Miners with 31 blocked shots, with a season-high five against Harding...shot 46.7 percent from the field and 81.8 percent at the free throw line...made 16 consecutive free throws during one stretch.

**AT THREE RIVERS:** Played two seasons at Three Rivers Community College in Poplar Bluff, Mo., for legendary coach Gene Bess...averaged 7.1 points and 5.5 rebounds per game last season to help the Raiders finish with a record of 29-8...shot 50.5 percent from the field and 73.2 percent at the line while finishing as his team's third-leading rebounder...was also a force on the defensive end, averaging over two blocked shots per game a year ago and accumulating 128 blocked shots in 74 games at Three Rivers.

**HIGH SCHOOL:** Played at Jackson High School, where he finished as his team's top rebounder in his senior year...was named as the squad's most outstanding player.

**PERSONAL:** Son of Dan and Cindy Redecker...majoring in civil engineering.



### CAREER STATISTICS

Season	GP-GS	Min--Avg	---TOTAL---			---3-PTS---			---REBOUNDS----										
			FG-FGA	Pct	3FG-FGA	Pct	FT-FTA	Pct	Off	Def	Tot	Avg	PF-D	A	TO	Blk	Stl	Pts	Avg
2006-07 -- TRCC	30	45-85	.529	1-2	.500	27-33	.818	44	68	112	3.7		14	50	10	118	3.9		
2007-08 -- TRCC	37	106-210	.505	0-0	.000	52-71	.732	76	127	203	5.5		27	78	11	264	7.1		
2008-09 -- S&T	26-19	482-18.5	.50-107	.467	0-0	.000	45-55	.818	39	79	118	4.5	70-3	12	44	31	4	145	5.6

**CAREER HIGHS:** Points: 18 vs. Missouri Baptist (11/28/08) Rebounds: 16 vs. Missouri Baptist (11/28/08) Assists: 2 vs. Harding (11/15/08) & vs. Drury (12/6/08)



# 24 DeJon Slaughter

**Forward, 6-5, 210, Junior**  
 Kansas City, Kansas/Sumner Academy



2008-09: Saw time in 26 games during the season, averaging 1.2 points and 2.4 rebounds per game...posted a season-high of four points against Missouri Baptist and Lincoln...had seven rebounds on three occasions, including back-to-back games against Rockhurst and Mid-Continent...also finished the season with 12 assists, 13 blocked shots and six steals...finished fourth on the team in blocks...had four blocked shots against Harding.

2007-08: Appeared in 26 games in his first season at S&T, averaging 3.2 points and a team-high 5.3 rebounds per game...ranked 13th in the GLVC in rebounding...scored a season-high of nine points in the Miners' league opener at Saint Joseph's...had 10 rebounds on three occasions, including twice against Robert Morris-Springfield...finished the season with 37 assists, 14 steals and 17 blocked shots, which ranked second on the team.

HIGH SCHOOL: Averaged 12 points, 18 rebounds, five blocked shots and two steals per game at Sumner Academy, earning first-team all-conference honors in the Kansas City Kansas Conference.

PERSONAL: Son of Carlener Slaughter...majoring in engineering.



CAREER STATISTICS

Season	GP-GS	Min--Avg	[---TOTAL---]			[---3-PTS---]			[---REBOUNDS---]										
			FG-FGA	Pct	3FG-FGA	Pct	FT-FIA	Pct	Off	Def	Tot	Avg	PF-D	A	TO	Blk	Stl	Pts	Avg
2007-08 -- S&T	26-23	653-25.1	34-97	.351	0-8	.000	15-46	.326	44	93	137	5.3	101-10	37	59	17	14	83	3.2
2008-09 -- S&T	26-0	288-11.1	9-25	.360	0-1	.000	13-24	.542	18	45	63	2.4	51-1	12	23	13	6	31	1.2
CAREER @ S&T	52-23	941-18.1	43-122	.352	0-9	.000	28-70	.400	62	138	200	3.8	152-11	49	82	30	20	114	2.2

CAREER HIGHS: Points: 9 vs. Saint Joseph's (11/29/07) Rebounds: 10 on three occasions (last on 12/5/07 vs. Robert Morris-Springfield)  
 Assists: 5 vs. Barry (12/20/07)



## PROFILES: RETURNING PLAYERS

# 40

## Johnathan Jordan

**Forward, 6-6, 195, Junior**

Calumet City, Illinois/Kankakee Community College

2008-09: Redshirted for the season after suffering an injury during the pre-season.


**AT KANKAKEE:** Played at Kankakee Community College in Kankakee, Ill....averaged 1.6 points and 2.1 rebounds a game during the 2005-06 season (has not played the last two years)...had seven steals and 10 assists that year...averaged 2.1 points and 4.3 boards as a freshman.

**HIGH SCHOOL:** Played at Thornton Fractional North High School in Calumet City, Ill.

**PERSONAL:** Son of Cassandra Jordan and grandson of Luther and Jill Jordan...majoring in history.

### CAREER STATISTICS

Season	GP-GS	---TOTAL---		---3-PTS---			---REBOUNDS---								
		FG-FGA	Pct	3FG-FGA	Pct	FT-FTA	Pct	Off	Def	Tot	Avg	A	Stl	Pts	Avg
2004-05 -- KCC	30	25-82	.305	5-28	.179	8-14	.571			73	2.4	14	7	63	2.1
2005-06 -- KCC	17	9-24	.375	2-5	.400	8-13	.615			36	2.1	10	7	28	1.6



# 00

## Jonathan Knollmeyer

**Guard, 6-4, 200, Sophomore**


Linn, Missouri/Benedictine University

2008-09: Was redshirted for the season.

**AT BENEDICTINE:** Played last season on the junior varsity team at Benedictine.

**HIGH SCHOOL:** Played at Linn High School, where he earned second-team all-state honors following the 2006-07 season.

**PERSONAL:** Son of John and Lori Knollmeyer...younger brother of Miner junior forward Adam Knollmeyer...majoring in information systems and technology.






# PROFILES: RETURNING PLAYERS/NEWCOMERS

# 50

## Anton Korolev

**Center, 7-0, 240, Sophomore**

Plano, Texas/Plano High School



2008-09: Redshirted for the season.

2007-08: Appeared in 21 games as a freshman...scored nine points on the season with a high of three against Missouri-St. Louis...had six rebounds, a steal and two blocked shots.

**HIGH SCHOOL:** Averaged eight points, 10 rebounds and four blocked shots per game at Plano High School...was part of a state championship team at Plano.

**PERSONAL:** Son of George and Natalia Robalik...majoring in aerospace engineering.

### CAREER STATISTICS

Season	GP-GS	Min--Avg	---TOTAL---		---3-PTS---		---FT-FTA---		---REBOUNDS---								Pts	Avg	
			FG-FGA	Pct	3FG-FGA	Pct	FT-FTA	Pct	Off	Def	Tot	Avg	PF-D	A	TO	Blk			Stl
2007-08 -- S&T	21-0	110-5.2	3-12	.250	0-0	.000	3-6	.500	1	5	6	0.3	16-0	1	8	2	1	9	0.4


**CAREER HIGHS:** Points: 3 vs. Missouri-St. Louis (2/26/08) Rebounds: 2 vs. Lewis (1/19/08) Assists: 1 vs. Lincoln (11/20/07)

# 34

## Byron Bundy

**Guard, 6-4, 197, Junior**

Columbia, Missouri/North Central Missouri College



**AT NORTH CENTRAL MISSOURI:** Averaged 14.8 points and 5.1 rebounds per game last season at North Central Missouri College in Trenton, Mo....shot 37.5 percent from the field, 31 percent from three-point range with 59 treys and 65 percent at the free throw line...posted a season-high 31 points against Graceland...had 77 assists and 33 steals while finishing with a 1.7-to-1 assist to turnover ratio...scored 15.2 points a game as a freshman while shooting 37 percent from three-point land and 75 percent at the line...added 60 assists and 20 steals.

**HIGH SCHOOL:** Averaged 13.1 points, three rebounds and 1.2 assists per game as a senior at Hickman High School...shot 30 percent from three-point range and 67.4 percent at the foul line...had games of 29 points against Westminster Christian Academy and 26 against crosstown rival Rock Bridge.

**PERSONAL:** Son of Ron Tooley and Nancy Bundy...majoring in business.

### CAREER STATISTICS

Season	GP-GS	FG-FGA	---TOTAL---		---3-PTS---		---FT-FTA---		---REBOUNDS---								Pts	Avg
			Pct	3FG-FGA	Pct	FT-FTA	Pct	Off	Def	Tot	Avg	A	Stl	Pts				
2007-08 -- NCC	28	136-348	.391	60-163	.368	94-125	.752					97	3.5	60	20	426	15.2	
2008-09 -- NCC	27	144-394	.356	59-191	.309	53-81	.654	31	109	140	5.2	77	33	400	14.8			

## PROFILES: NEWCOMERS

# 23


## Bryce Foster

**Guard-Forward, 6-4, 184, Freshman**

Florissant, Missouri/Hazelwood Central HS

**HIGH SCHOOL:** Named to the Missouri Basketball Coaches Association's all-state team and to the Suburban North all-conference first team following a standout senior season...averaged 18 points, 5.1 rebounds and 2.3 assists per game in his senior season as he helped lead the Hawks to the Missouri Class 5 quarterfinals...scored a season-high of 27 points against Webster Groves in a semifinal victory in the Meramec Holiday Tournament...finished 12th in the St. Louis area in scoring in the 2008-09 season...shot 50.4 percent from the field and 46.8 percent from three-point range, connecting on a team-high 73 treys...also shot 80.5 percent at the free throw line...finished the season with 68 assists, 24 steals and six blocked shots...scored 7.7 points – on a team that did not have a player who averaged in double figures but finished 18-9 and reached the district championship game – and 2.7 rebounds as a junior.

**PERSONAL:** Son of Greg Foster and Marie Foster...father, Greg, was a silver medalist in the 110-meter hurdles at the 1984 Summer Olympics in Los Angeles and a world record holder in the hurdles...older brother, Brandon, competes on the professional track and field circuit after a standout career at UCLA...majoring in business management.



# 30

## Brian Gifford

**Guard, 5-11, 160, Freshman**

St. Louis, Missouri/Parkway North HS


**HIGH SCHOOL:** Starter at point guard at Parkway North High School, where he averaged nine points and 2.6 rebounds per game as a senior...shot 40 percent from the floor and led the Vikings with 43 three-point baskets...averaged 2.7 assists per game and also added 27 steals...named to the all-tournament team at Fort Zumwalt North...averaged five points, 2.4 rebounds and 1.2 assists per game during his junior year.

**PERSONAL:** Son of Ronald Gifford and JoAnn Cipiriano...majoring in electrical engineering.



21

Hank Harris



**Guard, 5-11, 177, Graduate Student**

Topeka, Kansas/Southeast Missouri State University

2008-09: Redshirted for the season after suffering an injury in the pre-season at Southeast Missouri State.

2007-08 (SOUTHEAST MISSOURI STATE): Played in 25 games and started in three... averaged 2.2 points per game, 1.1 rebounds and 1.7 assists...had Southeast Missouri State's top assist-to-turnover ratio at 1.8...finished the year with 42 assists and 27 steals...shot 37.5 percent from the field, 28.6 percent from three-point range and 69 percent from the foul line...posted his career scoring high of 12 points in Southeast's triple overtime win over Austin Peay that was shown nationally on ESPNU; scored seven of his points in the third overtime session...also recorded his career rebounding high in that game with seven.

AT SEWARD COUNTY: Played in every game during his two-year career as a point guard at Seward County Community College in Liberal, Kan....averaged nine points, four assists and 2.4 rebounds per game as a sophomore for the team that advanced to the NJCAA Region VI Tournament quarterfinals...shot 48 percent from the field, 30 percent from three-point range and 74 percent at the line during his sophomore season...had a career-high 27 points with six boards, two assists and two steals in Seward's opening round win over Independence Community College at the NJCAA Region VI Tournament...averaged 5.3 points, 1.5 assists and 1.4 rebounds per game as a freshman while shooting 76% from the free throw line, with 47 assists and 24 steals.

HIGH SCHOOL: Earned second team All-Centennial League and all-city laurels as a senior at Highland Park High School in Topeka, Kan....was a third-team 5A all-state selection in 2004-05...named as the Centennial League Defensive Player of the Year...averaged 13 points, six assists, four rebounds and one steal per game as a senior... named most valuable player of Leavenworth Invitational Tournament and part of all-tournament team after scoring 29 points in the 2005 championship game...played in Kansas Basketball Coaches Association All-Star Game in July 2005... averaged 13 points as a junior while leading team to 5A state championship.. two-time all-state triple jumper in track and field...high school coach, Ken Darting, is the father of former Miner guard Kerry Darting.

PERSONAL: Son of Hank and Angie Harris...is a graduate student in Missouri S&T's MBA program.

CAREER STATISTICS

Season	GP-GS	Min--Avg	[---TOTAL---		[---3-PTS---			[---REBOUNDS----											
			FG-FGA	Pct	3FG-FGA	Pct	FT-FTA	Pct	Off	Def	Tot	Avg	PF-D	A	TO	Blk	Stl	Pts	Avg
2005-06 -- Seward	29		39-115	.339	11-42	.262	76-100	.760		44	1.5	47		24	165	5.6			
2006-07 -- Seward	31		97-203	.478	22-74	.297	64-86	.744		73	2.4	122		28	280	9.0			
2007-08 -- SEMO	25-3	350-14.0	15-40	.375	4-14	.286	20-29	.690	6	21	27	1.1	25-0	42	23	1	27	54	2.2

CAREER HIGHS: Points: 12 vs. Austin Peay (1/29/08) Rebounds: 7 vs. Austin Peay (1/29/08) Assists: 5 vs. Jacksonville State (12/20/07)




## PROFILES: NEWCOMERS

# 11 Mike Malat

**Guard, 6-2, 170, Junior**

O'Fallon, Illinois/Southwestern Illinois College

**AT SOUTHWESTERN ILLINOIS:** Averaged 10.6 points, connected on 52.3 percent of his attempts from the floor and 59.5 percent from three-point range, going 66-of-111 a year ago...shot 87.5 percent at the free throw line...had 53 assists and 29 steals...team finished with a final record of 31-4.



**HIGH SCHOOL:** Averaged 10.7 points, three rebounds and 3.7 assists per game as a senior at O'Fallon Township High School, which finished as the Illinois Class AA runner-up with a 28-8 record...recorded 133 assists to go with 84 steals and 15 blocked shots...connected on 41.9 percent of his field goal attempts and 39 percent from beyond the three-point line with a team-high 69 treys...also shot 85.3 percent at the free throw line during his senior season.

**PERSONAL:** Son of Joe and Eva Malat...majoring in technical communications.

### CAREER STATISTICS


Season	GP-GS	FG-FGA	---TOTAL---		---3-PTS---		FT-FTA	Pct	---REBOUNDS---					Pts	Avg
			Pct	3FG-FGA	Pct	Off			Def	Tot	Avg	A	Stl		
2008-09 -- SWIC	29	100-191	.524	66-111	.595	42-48	.875	18	53	71	2.4	53	29	308	10.6

# 53 Eli Steinbeck

**Forward, 6-6, 186, Freshman**

Hermann, Missouri/Hermann HS

**HIGH SCHOOL:** Averaged 14.6 points, 6.7 rebounds and 1.7 assists per game last season at Hermann High School, which finished 19-8 on the season...posted his seasonal scoring high of 21 points against Dixon during the district playoffs...shot 54 percent from the field and 76.6 percent at the free throw line...also led his team in blocked shots with 29...as a junior, he averaged 8.7 points and 5.6 rebounds per game with a team-high 30 blocked shots...connected on 49 percent of his field goal attempts for the season.



**PERSONAL:** Son of Rick and Laurie Steinbeck...majoring in geological engineering.

# 2008-09 BOX SCORES

## Game 1—Miners 93, Harding 80 (2OT) Nov. 15, 2008 at Rolla, Mo.

### Harding (0-1)

	FG	3-PT	FT	REB	A	TP
Kevin Brown*	4-6	1-1	3-4	4	1	12
Kirk Porter*	2-6	0-1	0-2	8	1	4
Trent Morgan*	7-19	3-8	4-4	2	2	21
Sam Brown*	1-9	1-8	6-8	1	2	9
Steven Barnett*	7-13	1-2	4-5	5	2	19
Matt Garner	0-0	0-0	0-0	0	0	0
Stephen Blake	1-10	0-2	1-2	3	3	3
Calvin Rayford	1-2	0-1	0-0	2	0	2
Brian Howard	5-10	0-0	0-0	13	1	10
Team				3		
<b>TOTALS</b>	<b>28-75</b>	<b>6-23</b>	<b>18-25</b>	<b>41</b>	<b>12</b>	<b>80</b>
	.373	.261	.720			

### Miners (1-0)

	FG	3-PT	FT	REB	A	TP
Adam Knollmeyer*	6-11	0-1	3-6	15	1	15
Aaron Redecker*	5-5	0-0	7-11	7	2	17
Justin Taylor*	6-16	0-4	3-5	3	3	15
A.J. Mandani*	5-10	1-3	0-0	4	2	11
Curtis Mosley*	0-6	0-3	2-3	5	2	2
Aaron Hays	3-7	1-4	1-2	3	1	8
Marquis Jones	3-4	2-2	3-4	3	0	11
DeJon Slaughter	1-1	0-0	1-1	3	1	3
Owain Hall	2-7	1-6	2-2	1	2	7
Taurance Townsel	2-5	0-0	0-0	8	3	4
Team				2		
<b>TOTALS</b>	<b>33-72</b>	<b>5-23</b>	<b>22-34</b>	<b>54</b>	<b>17</b>	<b>93</b>
	.458	.217	.647			

<b>Harding</b>	24	28	6	2		—80
<b>Miners</b>	29	43	6	15		—93

## Game 2—Lincoln 70, Miners 59 Nov. 18, 2008 at Jefferson City, Mo.

### Miners (1-1)

	FG	3-PT	FT	REB	A	TP
Adam Knollmeyer*	0-3	0-0	0-2	7	0	0
Aaron Redecker*	3-6	0-0	6-6	3	0	12
Justin Taylor*	3-8	0-3	0-0	2	3	6
A.J. Mandani*	7-14	1-4	0-0	2	1	15
Curtis Mosley*	1-5	0-2	2-2	4	3	4
Aaron Hays	2-7	1-3	0-0	0	0	5
Marquis Jones	1-5	1-5	2-2	3	0	5
DeJon Slaughter	1-3	0-1	1-2	2	0	3
Owain Hall	0-4	0-2	2-2	2	1	2
Taurance Townsel	3-5	0-0	1-5	8	1	7
Team				3		
<b>TOTALS</b>	<b>21-60</b>	<b>3-20</b>	<b>14-21</b>	<b>36</b>	<b>9</b>	<b>59</b>
	.350	.150	.667			

### Lincoln (2-0)

	FG	3-PT	FT	REB	A	TP
Joe Hutchingson*	5-11	0-3	4-4	7	1	14
Donald Brumfield*	5-7	0-0	5-10	5	0	15
Michael Dorton*	0-3	0-0	0-0	3	0	0
Lionel Booker*	4-12	2-5	7-8	4	2	17
Kyle Wilde*	2-6	1-3	7-8	0	3	12
Davey Fall	0-0	0-0	1-2	0	0	1
Ricky Jackson	2-6	0-1	2-2	9	1	6
Joshua Jones	1-1	0-0	0-0	2	0	2
Marcus Warren	0-1	0-0	0-0	0	0	0
Jordan Bradberry	1-2	0-0	1-2	5	0	3
Team				1		
<b>TOTALS</b>	<b>20-49</b>	<b>3-12</b>	<b>27-36</b>	<b>36</b>	<b>7</b>	<b>70</b>
	.408	.250	.750			

<b>Miners</b>			30	29		—59
<b>Lincoln</b>			33	37		—70

## Game 3—Miners 87, Missouri Baptist 75 Nov. 28, 2008 at St. Louis, Mo.

### Miners (2-1)

	FG	3-PT	FT	REB	A	TP
Adam Knollmeyer*	4-7	0-0	2-2	7	2	10
Aaron Redecker*	7-11	0-0	4-4	16	0	18
Justin Taylor*	5-10	1-2	0-1	6	4	11
A.J. Mandani*	5-12	1-2	3-5	1	1	14
Curtis Mosley*	2-4	0-0	0-0	1	2	4
Aaron Hays	4-5	2-3	3-4	2	3	13
Marquis Jones	4-9	2-5	0-0	0	5	10
DeJon Slaughter	1-1	0-0	2-3	4	1	4
Owain Hall	0-3	0-2	0-0	0	2	0
Taurance Townsel	1-3	0-0	1-2	3	0	3
Team				1		
<b>TOTALS</b>	<b>33-65</b>	<b>6-14</b>	<b>15-21</b>	<b>41</b>	<b>20</b>	<b>87</b>
	.508	.429	.714			

### Missouri Baptist (3-3)

	FG	3-PT	FT	REB	A	TP
Bret Wilson*	1-5	0-4	0-0	1	0	2
Geoffrey Grant*	3-5	0-0	3-8	1	2	9
Brandon Roberson*	6-11	1-4	1-1	1	3	14
Brandon Bishop*	6-14	0-2	5-7	5	3	17
Jason Crocokm*	2-6	1-2	2-2	5	2	7
Donn Gray	0-0	0-0	0-0	1	0	0
P.J. Smith	3-6	0-0	4-6	3	1	10
Dane Rawlins	6-8	0-0	4-5	3	0	16
Jordan Flora	0-0	0-0	0-0	0	0	0
Brice Scott	0-1	0-1	0-0	2	0	0
Team				5		
<b>TOTALS</b>	<b>27-56</b>	<b>2-13</b>	<b>19-29</b>	<b>27</b>	<b>11</b>	<b>75</b>
	.482	.154	.655			

<b>Miners</b>			51	36		—87
<b>Missouri Baptist</b>			37	38		—75

## Game 4—Miners 76, Central Bible 64 Nov. 29, 2008 at St. Louis, Mo.

### Central Bible (2-9)

	FG	3-PT	FT	REB	A	TP
Blake Hanson*	9-18	8-14	0-0	6	1	26
Cameron Tilus*	1-6	0-0	2-2	4	4	4
Chris Weber*	1-4	0-2	6-6	3	5	8
Robert Hackett*	2-5	1-2	0-0	3	3	5
Tyler Herring*	5-8	0-0	0-0	3	2	10
Caleb Willis	4-11	2-7	1-1	4	1	11
Ricky Ingram	0-0	0-0	0-0	1	0	0
Stan JACOBS	0-1	0-0	0-0	2	1	0
Team				3		
<b>TOTALS</b>	<b>22-53</b>	<b>11-25</b>	<b>9-9</b>	<b>29</b>	<b>17</b>	<b>64</b>
	.415	.440	1.000			

### Miners (3-1)

	FG	3-PT	FT	REB	A	TP
Adam Knollmeyer*	5-8	0-0	2-4	2	2	12
Aaron Redecker*	5-11	0-0	2-4	10	1	12
Justin Taylor*	3-7	0-2	1-1	3	3	7
A.J. Mandani*	6-12	1-3	1-1	2	4	14
Curtis Mosley*	2-5	0-1	4-4	4	1	8
Aaron Hays	3-5	1-2	0-0	2	9	7
Marquis Jones	1-1	1-1	0-0	1	1	3
DeJon Slaughter	0-1	0-0	2-4	1	3	2
Owain Hall	3-5	1-3	0-0	3	2	7
Taurance Townsel	1-3	0-0	2-6	6	1	4
Team				1		
<b>TOTALS</b>	<b>29-58</b>	<b>4-12</b>	<b>14-24</b>	<b>35</b>	<b>18</b>	<b>76</b>
	.500	.333	.583			

<b>Central Bible</b>			27	37		—64
<b>Miners</b>			40	36		—76

## Game 5—Rockhurst 80, Miners 69 Dec. 4, 2008 at Rolla, Mo.

### Rockhurst (3-3, 1-0)

	FG	3-PT	FT	REB	A	TP
Jake Meyer*	3-8	3-6	3-3	3	1	12
Alden Smith*	4-10	0-1	2-2	6	1	10
Brent Thome*	4-4	0-0	1-2	1	2	9
Aaron Hill*	3-12	0-3	17-18	6	3	23
Jazz Neal*	5-6	2-2	2-4	3	2	14
Tyler Knust	3-6	1-4	2-2	2	2	9
Joshua Kwajah	0-4	0-0	0-0	1	0	0
Jeff Barnthouse	0-1	0-0	0-0	0	0	0
Jawan Davis	0-1	0-1	0-0	1	0	0
Drew Martin	1-7	0-0	1-2	13	1	3
Team				2		
<b>TOTALS</b>	<b>23-59</b>	<b>6-17</b>	<b>28-33</b>	<b>38</b>	<b>12</b>	<b>80</b>
	.390	.353	.848			

### Miners (3-2, 0-1)

	FG	3-PT	FT	REB	A	TP
Adam Knollmeyer*	3-8	0-0	0-1	6	4	6
Aaron Redecker*	3-7	0-0	1-2	9	1	7
Justin Taylor*	4-11	1-3	3-4	2	1	12
A.J. Mandani*	5-14	0-4	2-4	4	2	12
Curtis Mosley*	3-4	1-1	0-0	2	2	7
Aaron Hays	1-3	0-2	0-0	1	2	2
Marquis Jones	3-4	2-3	2-2	1	0	10
DeJon Slaughter	0-0	0-0	0-0	0	0	0
Owain Hall	0-0	0-0	0-0	0	1	0
Taurance Townsel	6-9	0-0	1-2	10	3	13
Team				4		
<b>TOTALS</b>	<b>28-60</b>	<b>4-13</b>	<b>9-15</b>	<b>39</b>	<b>16</b>	<b>69</b>
	.467	.308	.600			

<b>Rockhurst</b>			42	38		—80
<b>Miners</b>			32	37		—69

## Game 6—#18 Drury 91, Miners 84 (2OT) Dec. 6, 2008 at Rolla, Mo.

### Drury (5-2, 1-0)

	FG	3-PT	FT	REB	A	TP
Alfred Nelson*	2-5	0-1	3-4	1	1	7
Chris Ijames*	6-14	0-1	8-9	6	2	20
Adam White*	2-6	0-1	1-2	9	4	5
Tim Brown*	7-11	7-10	4-6	4	4	25
Jamel Grant*	0-3	0-1	0-0	1	0	0
Dennon Mitchell	1-4	1-2	6-8	1	1	9
Kyle Vaughan	2-4	2-3	3-4	2	5	9
Quinton Branch	3-9	1-3	0-0	1	2	7
Dominique Long	3-7	0-1	3-4	6	1	9
Team				0		
<b>TOTALS</b>	<b>26-63</b>	<b>11-23</b>	<b>28-37</b>	<b>31</b>	<b>20</b>	<b>91</b>
	.413	.478	.757			

### Miners (3-3, 0-2)

	FG	3-PT	FT	REB	A	TP
Adam Knollmeyer*	9-12	0-0	6-12	8	0	24
Taurance Townsel*	0-1					

# 2008-09 BOX SCORES

## Game 7—Harding 84, Miners 62 Dec. 9, 2008 at Searcy, Ark.

### Miners (3-4)

	FG	3-PT	FT	REB	A	TP
Adam Knollmeyer*	7-11	0-0	1-2	5	0	15
Aaron Redecker*	1-3	0-0	2-3	3	0	4
Aaron Hays*	1-6	0-2	0-0	0	2	2
A.J. Mandani*	3-10	1-4	2-2	1	3	9
Marquis Jones*	2-6	0-3	0-0	1	1	4
Justin Taylor	7-14	2-4	2-2	3	2	18
Curtis Mosley	2-6	1-3	2-2	4	4	7
DeJon Slaughter	0-0	0-0	0-2	4	0	0
Owain Hall	1-1	0-0	0-0	2	0	2
Taurance Townsel	0-0	0-0	1-4	1	0	1
Team				4		
<b>TOTALS</b>	<b>24-57</b>	<b>4-16</b>	<b>10-17</b>	<b>28</b>	<b>12</b>	<b>62</b>
	.421	.250	.588			

### Harding (6-1)

	FG	3-PT	FT	REB	A	TP
Kirk Porter*	2-6	0-1	0-0	5	0	4
Brian Howard*	5-7	0-0	2-4	8	4	12
Trent Morgan*	8-14	2-5	4-6	5	1	22
Sam Brown*	4-7	3-5	0-0	4	0	11
Steven Barnett*	3-9	0-0	4-5	4	7	10
Matt Garner	0-0	0-0	0-0	1	0	0
Stephen Blake	1-3	0-2	2-2	2	1	4
Kevin Brown	5-15	0-0	6-10	10	0	16
Calvin Rayford	2-4	1-3	0-0	1	0	5
Team				4		
<b>TOTALS</b>	<b>30-65</b>	<b>6-16</b>	<b>18-27</b>	<b>44</b>	<b>13</b>	<b>84</b>
	.462	.375	.667			

<b>Miners</b>	27	35	—	62
<b>Harding</b>	38	46	—	84

## Game 8—Miners 86, Lincoln 67 Dec. 13, 2008 at Rolla, Mo.

### Lincoln (3-7)

	FG	3-PT	FT	REB	A	TP
Donald Brumfield*	1-3	0-0	0-0	4	1	2
Michael Dorton*	4-9	0-0	2-8	4	1	10
Mark Greenwood*	0-3	0-0	2-2	3	0	2
Kyle Wilde*	5-7	5-7	0-0	1	2	15
Joe Hutchinson*	9-19	5-10	1-2	7	1	24
Lionel Booker	3-11	0-2	2-3	4	3	8
Krystopher Lawson	0-1	0-0	0-0	0	0	0
Davey Fall	0-2	0-0	0-0	1	0	0
Ricky Jackson	1-2	0-0	2-2	1	1	4
Joshua Jones	0-0	0-0	0-0	0	0	0
Marcus Warren	0-0	0-0	2-2	0	0	2
Jordan Bradberry	0-2	0-1	0-0	0	0	0
Team				3		
<b>TOTALS</b>	<b>23-59</b>	<b>10-20</b>	<b>11-19</b>	<b>28</b>	<b>9</b>	<b>67</b>
	.390	.500	.579			

### Miners (4-4)

	FG	3-PT	FT	REB	A	TP
Adam Knollmeyer*	3-10	0-0	1-2	6	3	7
Aaron Redecker*	2-4	0-0	4-4	11	1	8
Justin Taylor*	5-8	2-4	10-10	2	3	22
A.J. Mandani*	7-13	1-4	5-5	2	1	20
Curtis Mosley*	1-4	0-1	0-0	0	0	2
Aaron Hays	4-6	3-3	4-6	3	2	15
DeJon Slaughter	2-3	0-0	0-0	5	1	4
Owain Hall	1-3	1-3	0-0	1	2	3
Taurance Townsel	2-2	0-0	1-2	3	1	5
Team				5		
<b>TOTALS</b>	<b>27-53</b>	<b>7-15</b>	<b>25-29</b>	<b>38</b>	<b>14</b>	<b>86</b>
	.509	.467	.862			

<b>Lincoln</b>	35	32	—	67
<b>Miners</b>	30	56	—	86

## Game 9—Texas A&M-Comm. 69, Miners 62 Dec. 29, 2008 at Austin, Texas

### Miners (4-5)

	FG	3-PT	FT	REB	A	TP
Adam Knollmeyer*	5-8	1-1	3-3	6	1	14
Aaron Redecker*	0-2	0-0	0-0	2	1	0
Justin Taylor*	3-8	0-3	8-10	6	3	14
Aaron Hays*	1-2	0-1	0-0	2	0	2
Curtis Mosley*	4-10	0-1	1-2	3	2	9
Marquis Jones	5-8	3-6	4-4	2	0	17
DeJon Slaughter	1-2	0-0	0-0	7	1	2
Owain Hall	0-3	0-2	2-2	3	1	2
Taurance Townsel	1-1	0-0	0-0	5	1	2
Team				1		
<b>TOTALS</b>	<b>20-44</b>	<b>4-14</b>	<b>18-21</b>	<b>37</b>	<b>10</b>	<b>62</b>
	.455	.286	.857			

### Texas A&M-Commerce (5-5)

	FG	3-PT	FT	REB	A	TP
Ronnie Morgan*	4-10	0-0	1-11	5	1	9
Rashad Brown*	1-2	0-0	1-4	4	0	3
Brad Hambrick*	2-9	2-7	0-0	4	2	6
Deundrae Spraggins*	5-13	3-6	2-2	3	3	15
Cardell Hunter*	6-8	1-2	4-6	2	2	17
Dominique Taylor	1-3	1-3	0-0	2	2	3
Kaleb Henderson	0-0	0-0	0-0	0	0	0
P.J. Colley	0-1	0-0	0-0	1	0	0
Cedric Griffin	0-1	0-0	0-0	1	0	0
Sammy Jackson	4-7	0-2	6-8	5	3	14
Team				2		
<b>TOTALS</b>	<b>23-54</b>	<b>7-20</b>	<b>14-31</b>	<b>29</b>	<b>13</b>	<b>67</b>
	.426	.350	.452			

<b>Miners</b>	24	38	—	62
<b>Texas A&amp;M-Commerce</b>	26	41	—	67

## Game 10—Miners 69, St. Edward's 68 Dec. 30, 2008 at Austin, Texas

### Miners (5-5)

	FG	3-PT	FT	REB	A	TP
Adam Knollmeyer*	2-5	0-0	2-2	10	3	6
Taurance Townsel*	1-2	0-0	2-2	4	1	4
Justin Taylor*	9-16	3-6	0-0	3	3	21
Aaron Hays*	3-9	0-2	3-4	1	1	9
Curtis Mosley*	3-4	1-1	2-2	4	2	9
Marquis Jones	6-9	2-5	3-3	0	2	17
DeJon Slaughter	0-2	0-0	0-0	2	0	0
Owain Hall	0-1	0-0	0-0	4	2	0
Aaron Redecker	1-4	0-0	1-1	4	0	3
Team				5		
<b>TOTALS</b>	<b>25-52</b>	<b>6-14</b>	<b>13-14</b>	<b>37</b>	<b>14</b>	<b>69</b>
	.481	.429	.929			

### St. Edward's (6-5)

	FG	3-PT	FT	REB	A	TP
Reggie Shanks*	4-8	0-1	2-2	1	1	10
Taylor Mullenax*	4-11	0-0	3-5	4	1	11
Jannik Zimmer*	4-5	1-2	7-8	1	3	16
Kyle Wakefield*	1-4	0-1	0-0	0	0	2
Taylor Land*	2-2	0-0	0-0	0	4	4
Bobby Watkins	1-1	0-0	0-0	1	3	2
Nate Barstad	0-1	0-0	0-0	0	0	0
Charlie Spector	1-2	1-2	0-0	1	0	3
Jeff Samuels	1-1	0-0	0-0	0	2	2
Cory Griffin	0-1	0-0	0-0	2	0	0
Chase Spruiell	0-2	0-1	0-0	2	0	0
Jeff Miner	2-6	1-2	0-0	7	1	5
Taylor Carr	6-9	1-2	0-0	0	1	13
Team				1		
<b>TOTALS</b>	<b>26-53</b>	<b>4-11</b>	<b>12-15</b>	<b>20</b>	<b>16</b>	<b>68</b>
	.491	.364	.800			

<b>Miners</b>	29	40	—	69
<b>St. Edward's</b>	31	37	—	68

## Game 11—Quincy 56, Miners 49 Jan. 4, 2009 at Rolla, Mo.

### Quincy (7-4, 2-2)

	FG	3-PT	FT	REB	A	TP
Austin Chapital*	2-6	0-1	0-1	7	1	4
Justin Brock*	1-5	0-1	2-2	3	0	4
Mookie Pierre*	4-11	1-4	1-1	5	3	10
Tyler Burke*	0-4	0-3	6-6	1	1	6
Josh Edmonds*	4-9	1-4	0-0	4	1	9
Billy Baptist	5-11	1-1	5-7	9	4	16
Kenneth Maye	0-1	0-0	0-0	0	0	0
Courtney Belger	0-0	0-0	0-0	1	1	0
Andrew Kueker	3-8	1-4	0-0	7	0	7
Team				4		
<b>TOTALS</b>	<b>19-55</b>	<b>4-18</b>	<b>14-17</b>	<b>41</b>	<b>11</b>	<b>56</b>
	.345	.222	.824			

### Miners (5-6, 0-3)

	FG	3-PT	FT	REB	A	TP
Adam Knollmeyer*	2-11	0-1	0-0	5	2	4
Aaron Redecker*	0-2	0-0	0-0	2	0	0
Aaron Hays*	4-10	1-5	0-0	2	3	9
Marquis Jones*	2-10	2-6	0-0	4	1	6
Curtis Mosley*	4-9	1-3	3-5	6	3	12
DeJon Slaughter	0-0	0-0	0-0	1	0	0
Owain Hall	2-4	1-3	0-2	0	0	5
Casey Noll	3-6	0-0	2-2	7	1	8
Taurance Townsel	2-4	0-0	1-3	4	0	5
Team				6		
<b>TOTALS</b>	<b>19-56</b>	<b>5-18</b>	<b>6-12</b>	<b>37</b>	<b>10</b>	<b>49</b>
	.339	.278	.500			

<b>Quincy</b>	25	31	—	56
<b>Miners</b>	24	25	—	49

## Game 12—Lewis 73, Miners 50 Jan. 8, 2009 at Romeoville, Ill.

### Miners (5-7, 0-4)

	FG	3-PT	FT	REB	A	TP
Adam Knollmeyer*	3-6	0-0	3-4	6	0	9
Aaron Redecker*	1-3	0-0	2-2	2	0	4
Justin Taylor*	6-12	0-2	2-4	3	2	14
Marquis Jones*	5-10	2-4	0-0	2	1	12
Curtis Mosley*	2-5	1-2	0-1	3	3	5
DeJon Slaughter	1-2	0-0	0-0	0	0	2
Owain Hall	1-4	0-3	1-2	2	0	3
Casey Noll	0-4	0-0	1-2	4	1	1
Taurance Townsel	0-3	0-0	0-0	2	1	0
Team				7		
<b>TOTALS</b>	<b>19-49</b>	<b>3-11</b>	<b>9-15</b>	<b>31</b>	<b>8</b>	<b>50</b>
	.388	.273	.600			

### Lewis (8-6, 2-3)

	FG	3-PT	FT	REB	A	TP
Jason Genova*	8-14	5-9	0-0	5	1	21

# 2008-09 BOX SCORES

## Game 13--Wis.-Parkside 80, Miners 77 Jan. 10, 2009 at Kenosha, Wis.

### Miners (5-8, 0-5)

	FG	3-PT	FT	REB	A	TP
Adam Knollmeyer*	6-8	0-0	1-1	5	6	13
Aaron Redecker*	3-4	0-0	1-2	4	0	7
Justin Taylor*	3-13	1-6	3-5	4	1	10
Marquis Jones*	7-15	2-7	0-0	4	2	16
Curtis Mosley*	4-6	1-1	0-0	0	4	9
DeJon Slaughter	0-0	0-0	0-0	0	0	0
Owain Hall	3-3	1-1	2-3	4	2	9
Casey Noll	4-7	1-1	2-2	4	1	11
Taurance Townsel	1-1	0-0	0-0	2	0	2
Team				1		
<b>TOTALS</b>	31-57	6-16	9-13	28	16	77
	.544	.375	.692			

### Wisconsin-Parkside (5-9, 2-4)

	FG	3-PT	FT	REB	A	TP
Marcus Carter*	2-5	0-0	3-4	5	3	7
Dave Keane*	6-7	4-4	0-0	1	4	16
DaMarcus Bell*	4-6	0-0	7-8	8	1	15
D.J. Dantzler*	7-10	4-5	0-0	2	2	18
LaVontay Fenderson*	9-15	1-1	1-5	3	7	20
Sam Katula	1-3	0-1	0-0	1	2	2
Andrew Stevens	0-0	0-0	0-0	0	0	0
Jake Hager	1-1	0-0	0-0	1	0	2
Devon Irven	0-0	0-0	0-0	0	0	0
Craig Cunningham	0-2	0-0	0-0	0	0	0
Team				2		
<b>TOTALS</b>	30-49	9-11	11-17	23	19	80
	.612	.818	.647			

Miners	30	47	—	77
Wisconsin-Parkside	41	39	—	80

## Game 14--Miners 66, Saint Joseph's 58 Jan. 15, 2009 at Rolla, Mo.

### Saint Joseph's (8-7, 2-5)

	FG	3-PT	FT	REB	A	TP
A.J. Mahar*	2-4	0-0	2-2	2	2	6
Brandon Mayse*	3-8	0-2	2-2	9	1	8
Michael Horton*	0-2	0-1	0-0	0	4	0
Austin Peebles*	4-9	1-4	2-3	3	2	11
Phillip Collins*	4-8	0-1	4-4	1	3	12
Will Jones	2-6	1-3	2-2	3	0	7
Andrew Helmer	4-8	0-1	4-4	3	1	12
Henry Smith	0-0	0-0	0-0	0	0	0
Marcus Jackson	1-5	0-1	0-0	5	0	2
Jake Hassler	0-2	0-1	0-0	3	0	0
Cory Hrynyk	0-0	0-0	0-0	0	0	0
Team				2		
<b>TOTALS</b>	20-52	2-14	16-17	31	13	58
	.385	.143	.941			

### Miners (6-8, 1-5)

	FG	3-PT	FT	REB	A	TP
Adam Knollmeyer*	1-10	0-0	1-2	4	0	3
Aaron Redecker*	1-4	0-0	0-0	0	0	2
Justin Taylor*	3-8	0-2	5-6	9	6	11
Marquis Jones*	7-14	5-8	2-4	1	1	21
Curtis Mosley*	6-11	0-1	2-2	13	2	14
DeJon Slaughter	0-1	0-0	0-0	1	0	0
Owain Hall	2-3	1-2	0-0	2	0	5
Casey Noll	2-6	0-1	4-4	8	1	8
Taurance Townsel	1-2	0-0	0-0	2	1	2
Team				1		
<b>TOTALS</b>	23-59	6-14	14-18	41	11	66
	.390	.429	.778			

Saint Joseph's	28	30	—	58
Miners	20	46	—	66

## Game 15--Miners 72, Indianapolis 62 Jan. 17, 2009 at Rolla, Mo.

### Indianapolis (6-11, 1-7)

	FG	3-PT	FT	REB	A	TP
Tristan Rogers*	2-4	0-2	0-0	0	1	4
Braxton Mills*	1-3	0-0	0-0	2	3	2
Larry Woods*	5-12	0-0	4-5	1	0	14
Tyke Cockerham*	4-8	0-0	1-2	2	3	9
Keith Radcliff*	6-15	3-10	2-2	4	3	17
Paul Corsaro	0-4	0-3	0-0	2	0	0
Devin Williams	2-4	0-2	0-1	0	0	4
Sergey Struck	2-6	1-2	3-3	5	0	8
Donald Cloutier	1-4	0-2	2-3	5	1	4
Russell Allen	0-1	0-0	0-0	0	0	0
Team				5		
<b>TOTALS</b>	23-61	4-21	12-16	27	11	62
	.377	.190	.750			

### Miners (7-8, 2-5)

	FG	3-PT	FT	REB	A	TP
Adam Knollmeyer*	6-7	0-0	3-6	14	1	15
Aaron Redecker*	0-1	0-0	0-0	1	0	0
Justin Taylor*	2-6	0-1	3-4	8	6	7
Marquis Jones*	4-14	2-7	3-4	7	2	13
Curtis Mosley*	8-13	2-2	6-8	6	5	24
DeJon Slaughter	0-0	0-0	0-0	0	0	0
Owain Hall	1-3	0-0	0-0	0	2	2
Casey Noll	2-6	0-0	3-4	5	0	7
Taurance Townsel	1-3	0-0	2-2	2	0	4
Team				3		
<b>TOTALS</b>	24-53	4-10	20-28	48	16	72
	.453	.400	.714			

Indianapolis	32	30	—	62
Miners	30	42	—	72

## Game 16--#14 Northern Ky. 79, Miners 55 Jan. 22, 2009 at Highland Heights, Ky.

### Miners (7-9, 2-6)

	FG	3-PT	FT	REB	A	TP
Adam Knollmeyer*	5-7	1-1	0-2	5	0	11
Aaron Redecker*	1-3	0-0	0-0	6	1	2
Justin Taylor*	4-14	2-6	3-3	3	2	13
Marquis Jones*	4-15	3-10	0-0	3	0	11
Curtis Mosley*	1-9	1-4	0-0	6	5	3
DeJon Slaughter	0-0	0-0	0-0	2	0	0
Owain Hall	3-6	1-4	1-2	2	4	8
Casey Noll	2-6	1-2	0-0	1	0	5
Taurance Townsel	1-4	0-0	0-0	3	0	2
Team				7		
<b>TOTALS</b>	21-64	9-27	4-7	38	12	55
	.328	.333	.571			

### Northern Kentucky (13-4, 6-2)

	FG	3-PT	FT	REB	A	TP
Leslie Malone*	9-13	1-3	2-3	14	2	21
DeAaron Williams*	6-9	1-3	3-5	6	2	16
ADaeron Duncan*	3-6	0-1	3-3	3	1	9
Scott Bibbins*	3-4	1-1	0-0	1	2	7
Dustin Maguire*	2-8	1-6	7-7	5	0	12
Tony Rack	0-1	0-1	0-1	0	0	0
Billy Finnell	0-1	0-0	0-0	1	1	0
Jon Van Hoose	1-4	1-3	2-2	0	0	5
Eric Wilkie	0-0	0-0	0-0	1	0	0
Tanner Jacobs	0-1	0-0	2-4	1	1	2
David McFarland	1-2	0-1	0-0	2	4	2
Dennis Gagai	2-6	0-3	1-1	1	0	5
Team				4		
<b>TOTALS</b>	27-55	5-22	20-26	39	13	79
	.491	.227	.769			

Miners	30	25	—	55
Northern Kentucky	45	34	—	79

## Game 17--#9 Bellarmine 87, Miners 57 Jan. 24, 2009 at Louisville, Ky.

### Miners (7-10, 2-7)

	FG	3-PT	FT	REB	A	TP
Adam Knollmeyer*	6-7	1-1	3-3	2	1	16
Aaron Redecker*	1-4	0-0	4-4	7	0	6
Justin Taylor*	4-9	1-2	2-3	4	4	11
Marquis Jones*	1-6	1-3	0-0	1	1	3
Curtis Mosley*	2-5	1-3	2-2	3	5	7
DeJon Slaughter	0-0	0-0	0-0	1	0	0
Owain Hall	1-3	0-2	0-0	3	2	2
Casey Noll	3-6	2-2	2-2	3	1	10
Taurance Townsel	1-1	0-0	0-0	0	0	2
Team				1		
<b>TOTALS</b>	19-41	6-13	13-14	25	14	57
	.463	.462	.929			

### Bellarmine (16-2, 7-2)

	FG	3-PT	FT	REB	A	TP
Justin Benedetti*	1-3	0-2	0-0	2	1	2
Nick Holmes*	5-5	0-0	2-2	2	2	12
Oladapo Fagbenle*	1-3	0-0	2-6	3	1	4
Braydon Hobbs*	4-8	3-7	2-2	2	5	13
Chartrael Hall*	4-8	1-3	2-2	6	8	11
Forrest Smallwood	0-1	0-1	2-4	1	2	2
Doug Davenport	0-2	0-2	0-0	0	0	0
Kevin Allen	3-5	2-4	4-4	1	2	12
Kevin Cain	1-2	1-2	0-0	0	1	3
Andrew Parks	0-0	0-0	3-4	1	0	3
Steve Pogue	1-4	0-3	1-1	0	1	3
Luke Sprague	5-7	2-3	2-2	2	0	14
Mark Veith	2-3	0-0	4-4	0	1	8
Team				4		
<b>TOTALS</b>	27-51	9-27	24-31	24	24	87
	.529	.333	.774			

Miners	32	25	—	57
Bellarmine	44	43	—	87

## Game 18--Ky. Wesleyan 67, Miners 62 Jan. 29, 2009 at Rolla, Mo.

### Kentucky Wesleyan (13-4, 6-4)

	FG	3-PT	FT	REB	A	TP
Lorenzo Taylor*	3-5	0-0	0-2	3	0	6
Chris Williams*	3-6	3-6	0-0	2	1	9
Jay Ivey*	0-0	0-0	2-4	5	1	2
Trey Harris*	4-9	3-7	2-2	0	6	13
T.J. Smith*	5-13	3-6	1-3	5	9	14
Melvin Beasley	3-4	3-4	0-0	0	1	9
Maros Zuffa	5-7	4-5	0-0	3	1	14
Andrea' Wilson	0-6	0-0	0-0	4	0	0
Team				4		
<b>TOTALS</b>	23-50	16-28	5-11	26	19	67
	.460	.571	.455			

### Miners (7-11, 2-8)

	FG	3-PT	FT	REB	A	TP
Adam Knollmeyer*	1-4	0-1	2-2	4	2	4
Aaron Redecker*	1-4	0-0	2-2	3	0	4
Justin Taylor*	1-6	0-2	2-2	2	8	4
Marquis Jones*	3-10	1-5	0			

# 2008-09 BOX SCORES

Game 19—#19 Southern Ind. 74, Miners 63  
Jan. 31, 2009 at Rolla, Mo.

Southern Indiana (19-4, 8-2)						
	FG	3-PT	FT	REB	A	TP
Anthony Pimble*	6-12	2-3	1-1	7	2	15
Brandon Carr*	1-2	0-0	0-0	6	0	2
Brandon Russ*	6-12	0-0	1-5	9	1	13
Jamar Smith*	4-14	4-10	2-4	3	4	14
Marvin Gray*	5-10	1-1	0-0	5	3	11
Tyrone Bradshaw	4-6	0-0	5-6	4	1	13
Kevin Gant	0-1	0-0	3-4	2	1	3
Brandon Hogg	0-0	0-0	0-0	0	0	0
Jeron Lewis	0-2	0-0	3-4	2	1	3
Isaac Stoll	0-2	0-0	0-0	0	0	0
George Cunningham	0-0	0-0	0-0	0	1	0
Team				4		
<b>TOTALS</b>	26-61	7-14	15-24	41	14	74
	.426	.500	.625			

Miners (7-12, 2-9)						
	FG	3-PT	FT	REB	A	TP
Casey Noll*	3-6	0-0	2-3	4	0	8
Taurance Townsel*	1-4	0-0	3-4	7	0	5
Justin Taylor*	5-11	1-2	1-2	4	3	12
Marquis Jones*	5-15	4-11	0-0	0	1	14
Curtis Mosley*	3-7	1-3	4-4	3	6	11
DeJon Slaughter	0-1	0-0	0-0	2	0	0
Owain Hall	0-4	0-2	2-3	4	2	2
Aaron Redecker	1-1	0-0	2-2	4	0	4
Adam Knollmeyer	3-8	1-2	0-0	3	1	7
Team				6		
<b>TOTALS</b>	21-57	7-20	14-18	37	13	63
	.368	.350	.778			

Southern Indiana	35	39	—	74
Miners	33	30	—	63

Game 20—Miners 70, Missouri-St. Louis 57  
Feb. 5, 2009 at St. Louis, Mo.

Miners (8-12, 3-9)						
	FG	3-PT	FT	REB	A	TP
Casey Noll*	3-7	1-1	6-6	9	2	13
Adam Knollmeyer*	5-7	0-0	4-4	4	0	14
Justin Taylor*	2-6	0-1	0-0	4	3	4
Marquis Jones*	2-3	1-2	0-0	2	1	5
Curtis Mosley*	7-13	2-4	5-6	4	6	21
DeJon Slaughter	0-0	0-0	0-0	2	1	0
Owain Hall	3-8	1-5	4-4	6	3	11
Aaron Redecker	0-1	0-0	0-0	2	0	0
Taurance Townsel	1-2	0-0	0-0	4	0	2
Team				1		
<b>TOTALS</b>	23-47	5-13	19-20	38	16	70
	.489	.385	.950			

Missouri-St. Louis (12-10, 4-8)						
	FG	3-PT	FT	REB	A	TP
Beaumont Beasley*	3-8	0-3	0-1	1	1	6
Jason Black*	0-2	0-1	0-0	1	3	0
Tim Green*	4-8	0-0	7-10	3	3	15
Nathan Whittaker*	2-4	2-3	0-0	0	2	6
Ryan Lawrence*	1-4	0-1	2-2	6	0	4
Alex Jackson	2-7	1-1	0-2	1	0	5
Cody Kliethermes	1-3	0-1	0-0	1	0	2
Adam Fear	0-0	0-0	0-0	1	1	0
Jeremy Brown	2-9	2-8	3-8	7	3	9
Ryne Bechtel	3-6	2-5	0-0	1	1	8
Sam Buxton	1-1	0-0	0-0	0	0	2
Team				1		
<b>TOTALS</b>	19-52	7-23	12-23	23	14	57
	.365	.304	.522			

Miners	29	41	—	70
Missouri-St. Louis	24	33	—	57

Game 21—Rockhurst 84, Miners 72  
Feb. 7, 2009 at Kansas City, Mo.

Miners (8-13, 3-10)						
	FG	3-PT	FT	REB	A	TP
Adam Knollmeyer*	6-9	0-1	4-4	3	0	16
Aaron Redecker*	0-2	0-0	0-0	1	0	0
Justin Taylor*	5-10	2-6	2-2	3	2	14
Marquis Jones*	4-10	3-8	2-2	0	1	13
Curtis Mosley*	3-9	1-2	0-1	2	7	7
DeJon Slaughter	1-1	0-0	1-1	7	2	3
Owain Hall	3-7	2-3	3-3	4	1	11
Casey Noll	2-9	0-3	2-2	5	0	6
Taurance Townsel	1-3	0-0	0-0	0	0	2
Team				3		
<b>TOTALS</b>	25-60	8-23	14-15	28	13	72
	.417	.348	.933			

Rockhurst (14-8, 10-3)						
	FG	3-PT	FT	REB	A	TP
Jake Meyer*	4-8	2-5	0-1	5	1	10
Alden Smith*	3-7	0-1	3-3	12	9	9
Brent Thome*	3-5	0-0	2-3	3	2	8
Aaron Hill*	9-17	5-10	4-4	2	4	27
Jazz Neal*	0-3	0-2	0-0	5	2	0
Tyler Knust	5-6	2-3	0-0	2	3	12
Joshua Kwajah	0-1	0-1	0-0	1	2	0
Najja Nicholson	0-0	0-0	2-4	0	0	2
Jeff Barnthouse	0-0	0-0	2-2	0	0	2
Jawan Davis	0-0	0-0	0-0	0	0	0
Gabe Jones	0-0	0-0	0-0	0	0	0
Drew Martin	7-8	0-0	0-0	4	5	14
Chris Hasse	0-0	0-0	0-0	0	0	0
Team				1		
<b>TOTALS</b>	31-55	9-22	13-17	35	28	84
	.564	.409	.765			

Miners	32	40	—	72
Rockhurst	35	49	—	84

Game 22—Mid-Continent 83, Miners 75  
Feb. 10, 2009 at Rolla, Mo.

Mid-Continent (8-12)						
	FG	3-PT	FT	REB	A	TP
Kieran Nunley*	2-6	0-1	5-6	7	6	9
Sinisa Korkut*	4-6	0-1	2-2	3	0	10
Ansil Williams*	1-3	0-0	2-3	2	1	4
Donovan Willis*	3-9	0-0	8-10	1	2	14
TiRon Peoples*	4-5	2-3	2-2	2	1	12
Aaron Pearson	3-9	0-0	2-2	4	3	8
Jerry Follot	3-5	0-0	0-0	1	0	6
Joshua Woodley	5-8	3-6	0-0	1	1	13
Justice Nall	0-0	0-0	0-0	0	0	0
David Gratton	0-1	0-1	0-0	1	0	0
Tristan Edwards	1-3	1-2	0-0	1	2	3
Kenny Thomas	2-8	0-0	0-1	4	0	4
Team				4		
<b>TOTALS</b>	28-63	6-14	21-26	31	16	83
	.444	.429	.808			

Miners (8-14)						
	FG	3-PT	FT	REB	A	TP
Adam Knollmeyer*	2-2	0-0	0-2	6	0	4
Aaron Redecker*	3-4	0-0	6-6	5	1	12
Justin Taylor*	1-2	0-0	0-0	0	1	2
Marquis Jones*	6-11	4-7	2-2	4	2	18
Curtis Mosley*	3-12	2-5	10-11	4	6	18
DeJon Slaughter	0-3	0-0	3-4	7	1	3
Owain Hall	4-10	3-7	3-6	5	0	14
Taurance Townsel	1-3	0-0	2-2	5	2	4
Team				5		
<b>TOTALS</b>	20-47	9-19	26-33	41	13	75
	.426	.474	.788			

Mid-Continent	33	50	—	83
Miners	36	39	—	75

Game 23—Drury 89, Miners 79  
Feb. 14, 2009 at Springfield, Mo.

Miners (8-15, 3-11)						
	FG	3-PT	FT	REB	A	TP
Adam Knollmeyer*	4-5	0-1	5-5	4	1	13
Aaron Redecker*	1-1	0-0	0-0	1	1	2
Justin Taylor*	6-10	3-6	1-3	7	1	16
Marquis Jones*	5-14	1-4	6-6	4	5	17
Curtis Mosley*	5-12	0-6	2-4	8	6	12
DeJon Slaughter	0-0	0-0	0-0	0	1	0
Owain Hall	3-3	2-2	2-2	1	1	10
Casey Noll	2-5	0-0	5-6	6	0	9
Taurance Townsel	0-4	0-0	0-0	4	0	0
Team				1		
<b>TOTALS</b>	26-54	6-19	21-26	36	16	79
	.481	.316	.808			

Drury (13-10, 6-7)						
	FG	3-PT	FT	REB	A	TP
Chris Ijames*	11-16	2-3	8-11	4	4	32
Dusty Allen*	2-5	0-0	2-4	3	2	6
Tim Brown*	3-7	3-6	1-2	2	4	10
Jamel Grant*	2-3	1-2	0-0	2	3	5
Quinton Branch*	6-9	4-5	8-10	2	1	24
Dennon Mitchell	2-4	0-0	0-0	4	5	4
Kyle Vaughan	1-1	1-1	0-0	1	1	3
Alfred Nelson	2-7	0-1	1-3	4	1	5
Team				0		
<b>TOTALS</b>	29-52	11-18	20-30	22	23	89
	.558	.611	.667			

Miners	36	43	—	79
Drury	46	43	—	89

Game 24—Quincy 88, Miners 73  
Feb. 19, 2009 at Quincy, Ill.

Miners (8-16, 3-12)						
	FG	3-PT	FT	REB	A	TP
Adam Knollmeyer*	2-7	0-1	4-6	6	0	8
Taurance Townsel*	1-4	0-0	0-0	1	0	2
Justin Taylor*	5-7	2-4	0-1	0	1	12
Curtis Mosley*	5-12	1-3	6-6	7	6	17
Owain Hall*	4-9	3-6	0-0	2	1	11
Marquis Jones	5-11	1-4	2-2	2	0	13
DeJon Slaughter	0-0	0-0	1-3	5	0	1
Aaron Redecker	4-4	0-0	1-1	2	0	9
Team				2		
<b>TOTALS</b>	26-54	7-18	14-19	27	8	73
	.481	.389	.737			

Quincy (15-10, 7-8)						
	FG	3-PT	FT	REB	A	TP
Austin Chapital*	0-1	0-0	2-2	2	3	2
Justin Brock*	8-9	1-1	4-5	10	4	21
Mookie Pierre*	9-13	5-7	0-0	2	2	23
Billy Baptist*	3-7	1-3	4-6	2	3	11
Josh Edmonds*	4-9	2-3	0-0	2	2	10
Marquez Brown	0-0	0-0	0-0	0	0	0
Joe Starnes	0-0	0-0	0-2	0	0	0
Tyler Burke	4-8	4-7	0-1	2	2	12
Tyler Thompson	0-0	0-0	0-0	1	0	0
Courtney Belger	1-1	0-0	2-3	2	2	4
Andrew Kueker	2-3	0-1	1-2			



# 2008-09 BOX SCORES

Game 25—#20 Southern Ind. 94, Miners 73  
Feb. 21, 2009 at Evansville, Ind.

Miners (8-17, 3-13)

	FG	3-PT	FT	REB	AST	TP
Adam Knollmeyer*	3-5	1-2	4-4	1	2	11
Taurance Townsel*	2-3	0-0	2-3	2	2	6
Justin Taylor*	4-11	2-5	0-0	3	2	10
Curtis Mosley*	9-15	2-6	2-2	5	1	22
Owain Hall*	2-7	2-6	3-4	2	0	9
Marquis Jones	2-7	1-3	0-0	1	2	5
DeJon Slaughter	0-0	0-0	0-0	0	0	0
Aaron Redecker	3-8	0-0	0-1	6	0	6
Casey Noll	2-4	0-0	0-1	5	0	4
Team				4		
TOTALS	27-60	8-22	11-15	29	9	73
	.450	.364	.733			

Southern Indiana (23-5, 12-3)

	FG	3-PT	FT	REB	AST	TP
Brandon Russ*	6-8	0-0	10-12	9	0	22
Anthony Pimble*	4-8	1-4	4-5	1	3	13
Brandon Carr*	3-4	0-0	1-2	4	1	7
Jamar Smith*	10-15	5-8	4-5	9	3	29
Marvin Gray*	1-5	0-0	2-2	4	10	4
Tyrone Bradshaw	5-8	0-0	0-0	6	2	10
Kevin Gant	0-1	0-1	0-0	0	1	0
Brandon Hogg	0-0	0-0	0-0	0	0	0
Brent Owen	1-1	1-1	0-0	2	0	3
Jeron Lewis	3-4	0-0	0-1	0	1	6
Isaac Stoll	0-0	0-0	0-0	0	0	0
Geo. Cunningham	0-1	0-1	0-0	0	0	0
Team				1		
TOTALS	33-55	7-15	21-27	36	21	94
	.600	.467	.778			

Miners	43	30	—	73
Southern Indiana	47	47	—	94

Game 26—Miners 73, Missouri-St. Louis 66  
Feb. 28, 2009 at Rolla, Mo.

Missouri-St. Louis (14-13, 6-11)

	FG	3-PT	FT	REB	AST	TP
Alex Jackson*	4-7	0-0	0-0	3	2	8
Tim Green*	6-12	0-0	0-1	3	1	12
Beaumont Beasley*	9-17	1-5	0-2	3	2	19
Jason Black*	4-6	1-2	0-0	4	8	9
Nathan Whittaker*	3-9	1-5	4-6	9	3	11
Adam Fear	0-0	0-0	0-0	0	1	0
Jeremy Brown	1-4	0-3	0-1	5	3	2
Ryne Bechtel	1-3	1-3	0-0	0	1	3
Sam Buxton	1-1	0-0	0-0	0	1	2
Ryan Lawrence	0-2	0-2	0-0	2	2	0
Team				2		
TOTALS	29-61	4-20	4-10	32	24	66
	.475	.200	.400			

Miners (9-17, 4-13)

	FG	3-PT	FT	REB	AST	TP
Casey Noll*	2-5	0-0	0-0	10	2	4
Taurance Townsel*	1-2	0-0	4-5	4	0	6
Justin Taylor*	5-8	2-4	0-0	2	1	12
Curtis Mosley*	1-8	1-6	3-7	7	11	6
Owain Hall*	3-6	2-4	0-0	2	2	8
Marquis Jones	7-15	4-9	6-6	2	1	24
DeJon Slaughter	0-2	0-0	2-4	3	0	2
Aaron Redecker	1-2	0-0	0-0	1	1	2
Adam Knollmeyer	2-2	0-0	5-6	5	0	9
Team				2		
TOTALS	22-50	9-23	20-28	38	18	73
	.440	.391	.714			

Missouri-St. Louis	26	40	—	66
Miners	36	37	—	73

## 2008-09 Trends

When leading at the half	.5-2
When trailing at the half	4-15
When tied at the half	0-0
In overtime	1-1
When scoring 59 points or less	0-5
When scoring 60-69 points	2-5
When scoring 70-79 points	4-6
When scoring 80-89 points	2-1
When scoring 90 or more	1-0
At home	5-6
On the road	2-10
At neutral sites	2-1
When out-shooting opponent	7-3
When out-shot by opponent	2-14
When tied in shooting	0-0
When out-rebounding opponent	9-8
When out-rebounded by opponent	0-7
When tied in rebounding	0-2
When having fewer turnovers	2-2
When having more turnovers	7-13
When tied in turnovers	0-2
When shooting 50% or better from field	3-2
When shooting under 50%	6-15
When shooting 70% or better from FT line	7-9
When shooting under 70% from FT line	2-8
When shooting 30% or better 3FG	8-11
When shooting under 30% 3FG	1-6

## Missouri S&T Single-Game Highs (2008-09 Season)

	Miners	Opponents
Points:	93 vs. Harding (Nov. 15)	94, Southern Indiana (Feb. 21)
Rebounds:	54 vs. Harding (Nov. 15)	44, Harding (Dec. 9)
Field Goal %:	54.4% vs. Wisconsin-Parkside (Jan. 10)	61.2%, Wisconsin-Parkside (Jan. 10)
Three-Point FG:	9 vs. Northern Kentucky (Jan. 22)	16, Kentucky Wesleyan (Jan. 29)
	9 vs. Mid-Continent (Feb. 10)	
	9 vs. Missouri-St. Louis (Feb. 28)	
Three-Point %:	47.4% vs. Mid-Continent (Feb. 10)	81.8%, Wisconsin-Parkside (Jan. 10)
Free Throw %:	95.0% vs. Missouri-St. Louis (Feb. 5)	100%, Central Bible (Nov. 29)
Assists:	20 vs. Missouri Baptist (Nov. 28)	28, Rockhurst (Feb. 7)
Turnovers:	30 vs. Mid-Continent (Feb. 10)	23, Lincoln (Nov. 18)
Steals:	11 vs. Southern Indiana (Feb. 21)	18, Drury (Dec. 6)

### Individual Highs (Miners):

Points:	24, Adam Knollmeyer vs. Drury (Dec. 6)
	24, Curtis Mosley vs. Indianapolis (Jan. 17)
	24, Marquis Jones vs. Missouri-St. Louis (Feb. 28)
Rebounds:	16, Aaron Redecker vs. Missouri Baptist (Nov. 28)
Assists:	11, Curtis Mosley vs. Missouri-St. Louis (Feb. 28)
Steals:	5, Curtis Mosley vs. Missouri-St. Louis (Feb. 5)
	5, Curtis Mosley vs. Mid-Continent (Feb. 10)

### Individual Highs (Opponents):

Points:	32, Chris Ijames, Drury (Feb. 14)
Rebounds:	14, Leslie Malone, Northern Kentucky (Jan. 22)
Assists:	10, Marvin Gray, Southern Indiana (Feb. 21)

# 2008-09 FINAL STATISTICS & RESULTS

Player	GP-GS	---TOTAL---			---3-PTS---			---REBOUNDS---				PF-D	A	TO	Blk	Stl	Pts	Avg	
		Min--Avg	FG-FGA	Pct	3FG-FGA	Pct	FT-FTA	Pct	Off	Def	Tot								Avg
A.J. Mandani	8-8	240-30.0	40-89	.449	6-24	.250	13-17	.765	6	16	22	2.8	21-2	20	22	0	5	99	12.4
Justin Taylor	25-23	794-31.8	107-245	.437	25-84	.298	62-88	.705	28	60	88	3.5	48-2	69	71	0	21	301	12.0
Marquis Jones	25-15	564-22.6	98-234	.419	53-135	.393	38-43	.884	20	36	56	2.2	80-5	33	56	0	21	287	11.5
Adam Knollmeyer	26-24	657-25.3	101-188	.537	5-13	.385	59-87	.678	54	95	149	5.7	77-4	32	70	15	10	266	10.2
Curtis Mosley	26-24	867-33.3	90-209	.431	23-70	.329	62-78	.795	24	87	111	4.3	59-1	97	99	0	53	265	10.2
Casey Noll	14-3	307-21.9	35-85	.412	5-10	.500	30-36	.833	30	47	77	5.5	30-1	10	30	7	5	105	7.5
Aaron Hays	11-5	246-22.4	29-65	.446	10-29	.345	11-16	.688	5	13	18	1.6	11-0	15	17	1	5	79	7.2
Owain Hall	26-3	446-17.2	46-117	.393	26-76	.342	27-37	.730	14	44	58	2.2	56-0	35	37	0	19	145	5.6
Aaron Redecker	26-19	482-18.5	50-107	.467	0-0	.000	45-55	.818	39	79	118	4.5	70-3	12	44	31	4	145	5.6
Taurance Townsel	26-6	409-15.7	32-76	.421	0-0	.000	26-48	.542	46	59	105	4.0	71-3	18	37	20	2	90	3.5
DeJon Slaughter	26-0	288-11.1	9-25	.360	0-1	.000	13-24	.542	18	45	63	2.4	51-1	12	23	13	6	31	1.2
Team									44	38	82	3.2	2		8				
MINERS	26	5300	637-1440	.442	153-442	.346	386-529	.730	328	619	947	36.4	576-22	353	514	87	151	1813	69.7
In GLVC Games:	17	3450	405-932	.435	105-295	.356	229-315	.727	214	386	600	35.3	369-12	226	327	51	96	1144	67.3
OPPONENTS	26	5300	665-1462	.455	189-491	.385	424-598	.709	264	551	815	31.3	505-19	411	393	71	236	1943	74.7
In GLVC Games:	17	3450	438-935	.468	134-337	.398	275-381	.722	168	362	530	31.2	316-11	297	247	53	148	1285	75.6

Date	Opponent	Score	Top Scorer	Top Rebounder	Record(s)
Nov. 15	HARDING	W, 93-80 (ZOT)	Aaron Redecker 17	Adam Knollmeyer 15	1-0
Nov. 18	at Lincoln	L, 59-70	A.J. Mandani 15	Taurance Townsel 8	1-1
Nov. 28	Missouri Baptist #	W, 87-75	Aaron Redecker 18	Aaron Redecker 16	2-1
Nov. 29	Central Bible #	W, 76-64	A.J. Mandani 14	Aaron Redecker 10	3-1
Dec. 4	ROCKHURST*	L, 69-80	Taurance Townsel 13	Taurance Townsel 10	3-2, 0-1
Dec. 6	DRURY*	L, 84-91 (ZOT)	Adam Knollmeyer 24	Taurance Townsel 9	3-3, 0-2
Dec. 9	at Harding	L, 62-84	Justin Taylor 18	Adam Knollmeyer 5	3-4
Dec. 13	LINCOLN	W, 86-67	Justin Taylor 22	Aaron Redecker 11	4-4
Dec. 29	Texas A&M-Commerce %	L, 62-67	Marquis Jones 17	DeJon Slaughter 7	4-5
Dec. 30	at St. Edward's	W, 69-68	Justin Taylor 21	Adam Knollmeyer 10	5-5
Jan. 4	QUINCY*	L, 49-56	Curtis Mosley 11	Casey Noll 7	5-6, 0-3
Jan. 8	at Lewis*	L, 50-73	Justin Taylor 14	Adam Knollmeyer 6	5-7, 0-4
Jan. 10	at Wisconsin-Parkside*	L, 77-80	Marquis Jones 16	Adam Knollmeyer 5	5-8, 0-5
Jan. 15	SAINT JOSEPH'S*	W, 66-58	Marquis Jones 21	Curtis Mosley 13	6-8, 1-5
Jan. 17	INDIANAPOLIS*	W, 72-62	Curtis Mosley 24	Adam Knollmeyer 14	7-8, 2-5
Jan. 22	at Northern Kentucky*	L, 55-79	Justin Taylor 13	Curtis Mosley/Aaron Redecker 6	7-9, 2-6
Jan. 24	at Bellarmine*	L, 57-87	Adam Knollmeyer 16	Aaron Redecker 7	7-10, 2-7
Jan. 29	KENTUCKY WESLEYAN*	L, 62-67	Curtis Mosley 17	Casey Noll 6	7-11, 2-8
Jan. 31	SOUTHERN INDIANA*	L, 63-74	Marquis Jones 14	Taurance Townsel 7	7-12, 2-9
Feb. 5	at Missouri-St. Louis*	W, 70-57	Curtis Mosley 21	Casey Noll 9	8-12, 3-9
Feb. 7	at Rockhurst*	L, 72-84	Adam Knollmeyer 16	DeJon Slaughter 7	8-13, 3-10
Feb. 10	MID-CONTINENT	L, 75-83	Marquis Jones/Curtis Mosley 18	DeJon Slaughter 7	8-14
Feb. 14	at Drury*	L, 79-89	Marquis Jones 17	Curtis Mosley 8	8-15, 3-11
Feb. 19	at Quincy*	L, 73-88	Curtis Mosley 17	Curtis Mosley 7	8-16, 3-12
Feb. 21	at Southern Indiana*	L, 73-94	Curtis Mosley 22	Aaron Redecker 6	8-17, 3-13
Feb. 28	MISSOURI-ST. LOUIS*	W, 73-66	Marquis Jones 24	Casey Noll 10	9-17, 4-13

\*Great Lakes Valley Conference game #Game at Missouri-St. Louis %Game at St. Edward's



# MINERS' ANNUAL LEADERS (SINCE 1964-65)

YEAR	SCORING	REBOUNDING	ASSISTS	FIELD GOAL %*	FREE THROW %*
1964-65	Ralph Farber, 17.5	Martin Howard, 8.9		John Cairns, 51.5%	John Cairns, 81.9%
1965-66	Randy Vessell, 13.8	Wayne Lewis, 9.6		Wayne Lewis, 47.2%	John Cairns, 85.7%
1966-67	Randy Vessell, 16.8	Wayne Lewis, 9.0		Wayne Lewis, 51.6%	Tom Borgmeyer, 76.5%
1967-68	Randy Vessell, 16.0	Wayne Lewis, 10.8		Wayne Lewis, 54.1%	Randy Vessell, 74.0%
1968-69	Robert Hurt, 13.9	Wayne Lewis, 8.9		Wayne Lewis, 52.4%	Kent Mueller, 80.3%
1969-70	Robert Hurt, 14.2	Robert Hurt, 6.8		Robert Hurt, 49.4%	Rex Medlock, 77.0%
1970-71	Rich Peters, 18.5	Rich Peters, 11.3		Rich Peters, 51.7%	Rodney LeGrand, 81.1%
1971-72	John Williams, 20.1	John Williams, 11.4		Rich Peters, 56.6%	Rodney LeGrand, 80.5%
1972-73	John Williams, 17.3	Rich Peters, 11.3		Rich Peters, 57.0%	Rich Peters, 79.0%
1973-74	Ken Stalling, 25.9	Tommy Noel, 11.8		Tommy Noel, 51.4%	Tommy Noel, 79.3%
1974-75	Bob Stanley, 15.1	Bob Stanley, 11.0		Ross Klie, 50.7%	Ron Scroggins, 74.5%
1975-76	Mark Franklin, 14.7	Bob Stanley, 11.4		Mark Franklin, 50.9%	Ross Klie, 72.6%
1976-77	Ross Klie, 15.3	Bob Stanley, 12.9		Ron Scroggins, 52.1%	Ron Scroggins, 78.4%
1977-78	Dennis DeBondt, 13.7	Jeff Kipp, 6.3	Michael Kuesch, 84	Jeff Lewis, 50.0%	Ron Scroggins, 83.3%
1978-79	Derek Nesbitt, 16.8	Derek Nesbitt, 8.6	Calvin Hohrn, 86	Derek Nesbitt, 54.8%	Calvin Hohrn, 76.2%
1979-80	Derek Nesbitt, 22.4	Derek Nesbitt, 11.2	Leonardo Lucas, 96	Rich Fuerman, 54.3%	Derek Nesbitt, 83.9%
1980-81	Jeff Kipp, 16.6	Jeff Kipp, 10.3	Leonardo Lucas, 87	Rich Fuerman, 55.0%	Todd Wentz, 79.7%
1981-82	Rickie Cannon, 17.0	Jeff Davis, 7.2	Leonardo Lucas, 116	Rickie Cannon, 51.8%	Kent Dinsdale, 87.2%
1982-83	Curtis Gibson, 20.5	Curtis Gibson, 7.8	Stan Shuemaker, 85	Curtis Gibson, 52.3%	Rickie Cannon, 72.1%
1983-84	Curtis Gibson, 17.3	Curtis Gibson, 6.5	Stan Shuemaker, 134	Stan Shuemaker, 55.0%	Todd Wentz, 82.5%
1984-85	Curtis Gibson, 18.7	Curtis Gibson, 7.0	Curtis Gibson, 67	Curtis Gibson, 55.4%	Mark Zarr, 74.6%
1985-86	Bill Walker, 11.6	Mark Zarr, 7.2	Bill Walker, 100	Mark Zarr, 54.1%	Bill Walker, 79.7%
1986-87	Duane Huddleston, 20.0	Julius Lewis, 7.9	Adrian Davis, 81	Julius Lewis, 61.3%	Adrian Davis, 82.1%
1987-88	Duane Huddleston, 24.2	Tim Hudwalker, 6.4	Adrian Davis, 83	William McCauley, 46.9%	Adrian Davis, 84.0%
1988-89	Adrian Davis, 15.3	Tony Wofford, 6.7	Tony Wofford, 51	Tony Wofford, 52.0%	Eric Brooks, 84.0%
1989-90	Tony Wofford, 14.0	Tony Wofford, 6.1	Steve Wands, 53	Chris Dawson, 52.7%	Paul Neeman, 77.0%
1990-91	Bill Jolly, 18.6	Chris Schneider, 7.9	Danny Gold, 77	Chris Schneider, 52.0%	Chris Dawson, 77.1%
1991-92	Bill Jolly, 22.5	Donnie Brown, 7.3	Rod Jackson, 112	Donnie Brown, 56.7%	Bill Jolly, 80.4%
1992-93	Bill Jolly, 22.4	Chris Dawson, 6.3	Bill Jolly, 95	Donnie Brown, 51.2%	Donnie Brown, 82.5%
1993-94	James Sinner, 12.6	Jamie Brueggeman, 6.8	Tim Holloway, 107	Jeff Kokal, 60.2%	Tim Holloway, 80.0%
1994-95	Tim Holloway, 16.3	Jamie Brueggeman, 10.7	Kevin Fort, 83	Jeff Kokal, 56.9%	Scott Rush, 82.8%
1995-96	Tim Holloway, 13.5	Jamie Brueggeman, 8.3	Michael McClain, 231	Jeff Kokal, 62.1%	Tim Holloway, 85.5%
1996-97	Tim Holloway, 17.3	Jeff Kokal, 5.7	Tim Holloway, 88	Jeff Kokal, 57.1%	Tim Holloway, 90.6%
1997-98	Ryan Pippett, 14.4	Ryan Pippett, 6.0	Scott Holly, 100	Marc Tompkins, 56.1%	Cory Brunson, 84.0%
1998-99	Scott Holly, 15.0	Scott Holly, 5.2	Kevin Conkright, 91	Jeff Yoder, 49.5%	Kevin Robertson, 84.0%
1999-00	Scott Holly, 15.7	Scott Holly, 5.6	Scott Holly, 81	Eric Harris, 44.8%	Scott Holly, 78.8%
2000-01	Kasim Withers, 20.6	Kasim Withers, 9.8	Kasim Withers, 118	Brian Westre, 51.7%	Kasim Withers, 81.6%
2001-02	Brian Westre, 18.0	Brian Westre, 9.6	Scott Holly, 133	Brian Westre, 54.2%	Ike Muonelo, 76.5%
2002-03	Brian Westre, 19.0	Brian Westre, 9.6	DeAndre Johnson, 111	Brian Westre, 55.8%	DeAndre Johnson, 75.0%
2003-04	Ike Muonelo, 16.9	Brian Westre, 9.4	Ike Muonelo, 126	Brian Westre, 63.7%	DeAndre Johnson, 90.2%
2004-05	Jermaine Burks, 20.1	Josh Shaw, 8.1	Eric Perry, 61	Josh Shaw, 54.7%	Jermaine Burks, 82.2%
2005-06	Tyrone Davidson, 12.1	Tyrone Davidson, 6.3	Neil Fehr, 51	Steve Deken, 52.6%	Tyrone Davidson, 76.9%
2006-07	Yamani Ball, 15.9	Tyrone Davidson, 6.6	J. Taylor/Y. Ball, 83	Shea Wiemann 53.0%	Casey Noll, 80.6%
2007-08	Justin Taylor, 25.5	DeJon Slaughter, 5.3	Curtis Mosley, 59	Taurance Townsel, 54.9%	Justin Taylor, 77.8%
2008-09	Justin Taylor, 12.0	Adam Knollmeyer, 5.7	Curtis Mosley, 97	Adam Knollmeyer, 53.7%	Marquis Jones, 88.4%


\*Field goal percentage is based on 3 FGM/game; Free throw percentage is based on 1.5 FTM/game.



Tim Holloway



Kasim Withers



Ike Muonelo

# INDIVIDUAL RECORDS

## Points Scored

Game: 43, Curtis Gibson vs. Lincoln, Feb. 5, 1983  
Freshman: 34, Zol Singleton vs. Central Missouri, Jan. 27, 1982  
Sophomore: 43, Curtis Gibson vs. Lincoln, Feb. 5, 1983  
Junior: 39, Norm Schuchman vs. Truman State, Dec. 28, 1961  
Senior: 41, Ken Stalling vs. Lincoln, Feb. 16, 1974; Duane Huddleston vs. Lincoln, Feb. 17, 1988  
Season: 606, Duane Huddleston, 1987-88  
Career: 1,920, Bill Jolly, 1989-93

## Scoring Average

Season: 25.9, Ken Stalling, 1973-74  
Career: 21.9, Norm Schuchman, 1961-63

## Field Goals Made

Game: 19, Ken Stalling vs. Lincoln, Feb. 16, 1974  
Season: 269, Ken Stalling, 1973-74  
Career: 688, Brian Westre, 2000-04

## Field Goals Attempted

Game: 36, Ken Stalling vs. Lincoln, Feb. 16, 1974  
Season: 555, Ken Stalling, 1973-74  
Career: 1,542, Bill Jolly, 1989-93

## Field Goal Percentage

Season: 62.1%, Jeff Kokal, 1995-96  
Career: 58.1%, Josh Shaw, 2001-05

## Free Throws Made

Game: 18, Norm Schuchman vs. Truman State, Feb. 19, 1963  
Season: 193, Bill Jolly, 1992-93  
Career: 514, Bill Jolly, 1989-93

## Free Throws Attempted

Game: 24, Dennis Hunnicutt vs. Southeast Missouri State, Feb. 17, 1956  
Season: 252, Bill Jolly, 1992-93  
Career: 667, Bill Jolly, 1989-93

## Free Throw Percentage

Season: 90.6%, Tim Holloway, 1996-97  
Career (four years): 84.3%, Tim Holloway, 1993-97  
Career (two years): 84.6%, Jermaine Burks, 2003-05

## Three-Point Field Goals Made

Game: 10, Duane Huddleston vs. Truman State, Jan. 23, 1988; Terry Smith vs. Lincoln, Feb. 12, 1997  
Season: 118, Duane Huddleston, 1987-88  
Career: 286, Bill Jolly, 1989-93

## Three-Point Field Goals Attempted

Game: 18, Duane Huddleston vs. Central Missouri, Feb. 13, 1988; Terry Smith vs. North Alabama, March 9, 1996  
Season: 245, Terry Smith, 1995-96  
Career: 758, Bill Jolly, 1989-93

## Three-Point Field Goal Percentage

Season: 52.0%, Duane Huddleston, 1987-88  
Career: 51.9%, Duane Huddleston, 1984-88

## Rebounds

Game: 23, Jeff Kipp vs. Missouri Southern, Jan. 3, 1981  
Freshman: 21, Brian Westre vs. Truman State, Feb. 21, 2001  
Sophomore: 18, Bob Stanley vs. Central Missouri, Jan. 18, 1975  
Junior: 21, Derek Nesbitt vs. Missouri Baptist, Feb. 10, 1979; Brian Westre vs. Harris-Stowe, Dec. 7, 2002  
Senior: 23, Jeff Kipp vs. Missouri Southern, Jan. 3, 1981  
Season: 335, Bob Stanley, 1976-77  
Career: 1,049, Bob Stanley, 1973-77

## Assists

Game: 12, Michael McClain vs. Washburn, Jan. 24, 1996; DeMario Butler vs. Harris-Stowe, Dec. 7, 2002  
Season: 231, Michael McClain, 1995-96  
Career: 394, Scott Holly, 1997-02

## Steals

Game: 9, Duane Huddleston vs. SIU-Edwardsville, Jan. 2, 1988; Chris Dawson vs. Harding, Nov. 23, 1990; Chris Alverson vs. Westminster, Dec. 8, 1993  
Season: 60, Rod Jackson, 1991-92  
Career: 205, Rod Jackson, 1990-95

## Blocked Shots

Game: 8, Dave Moellenhoff vs. Missouri Valley, Dec. 2, 1985; Tyrone Davidson vs. Central Christian, Dec. 18, 2006  
Season: 52, Brian Westre, 2000-01; Tyrone Davidson 2006-07  
Career: 162, Brian Westre, 2000-04

## Games Played

Season: 31, Tim Holloway, Jeff Kokal, Cam Lindsey, Michael McClain, Terry Smith, Marc Tompkins, 1995-96  
Career: 110, Rod Jackson, 1990-95



# TEAM RECORDS

## Points Scored

Game: 133 vs. Arkansas Baptist, Nov. 22, 1992  
 Season: 2,432, 1995-96  
 Highest Average: 90.6, 1991-92 (26 games)  
 Most in one half: 74 vs. Arkansas Baptist, Nov. 22, 1992 (2nd half)  
 Most in first half: 70 vs. Lincoln, Feb. 1, 1992  
 Margin of victory: 85 vs. Calvary Bible, Dec. 4, 2003 (S&T won 127-42)

## Field Goals Made

Game: 51 vs. Webster, Dec. 11, 1991; vs. Arkansas Baptist, Nov. 22, 1992  
 Season: 882, 1976-77

## Field Goals Attempted

Game: 111 vs. Central Missouri, Feb. 23, 1974  
 Season: 1,864, 1975-76

## Field Goal Percentage

Game: 70.3% vs. Southern Indiana, Jan. 7, 1984  
 Season: 51.8%, 1986-87

## Three-Point Field Goals Made

Game: 20 vs. Calvary Bible, Dec. 4, 2003  
 Season: 286, 2003-04

## Three-Point Field Goals Attempted

Game: 43 vs. Kentucky Wesleyan, Feb. 1, 2007  
 Season: 674, 2003-04

## Three-Point Field Goal Percentage

Game: 100% vs. Westminster, Dec. 7, 1987; vs. Southern Indiana, Nov. 18, 1989  
 Season: 48.7%, 1987-88

## Free Throws Made

Game: 46 vs. Truman State, Jan. 17, 1955  
 Season: 565, 1992-93

## Free Throws Attempted

Game: 59 vs. Truman State, Jan. 17, 1955  
 Season: 774, 1992-93

## Free Throw Percentage

Game: 100% on many occasions (Most recent--vs. Central Missouri, Feb. 11, 2004)  
 Season: 73.0%, 1992-93 and 2008-09

## Rebounds

Game: 85 vs. MacMurray, Jan. 15, 1966  
 Season: 1,272, 1976-77

## Assists

Game: 43 vs. Arkansas Baptist, Nov. 22, 1992  
 Season: 519, 1995-96

## Steals

Game: 29 vs. Webster, Dec. 8, 1992  
 Season: 247, 1991-92

## Blocked Shots

Game: 13 vs. Lyon, Nov. 19, 1994  
 Season: 114, 1995-96

## Miscellaneous

Games Played: 31, 1995-96  
 Wins: 25, 1995-96  
 Consecutive Wins: 8, Nov. 25-Dec. 29, 1986; Feb. 14-March 8, 1996  
 Losses: 24, 2005-06 & 2007-08  
 Consecutive Losses, 22, Dec. 1, 2005-Feb. 23, 2006  
 Conference Wins: 12, 1995-96  
 Conference Losses: 19, 2005-06  
 Games with 100 or more points scored, season: 8, 1991-92  
 Best Winning Percentage, season: .806, 1995-96 (25-6)  
 Most Overtimes: 4 vs. Truman State, Feb. 7, 1970 (S&T won 89-87)

## MINERS' 1,000 POINT SCORERS

Player	Years	Points Scored
Bill Jolly	1989-93	1,920
Brian Westre	2000-04	1,771
Scott Holly	1997-02	1,622
Tim Holloway	1993-97	1,571
Curtis Gibson	1981-85	1,534
Duane Huddleston	1984-88	1,475
Rich Peters	1969-72	1,367
Chris Dawson	1989-93	1,342
Bob Stanley	1973-77	1,228
Ron Scroggins	1974-78	1,213
John Sturm	1957-60	1,181
Jim Good	1960-64	1,175
Adrian Davis	1985-89	1,160
Tommy Noel	1970-73	1,150
Ralph Farber	1962-65	1,140
Ross Klie	1973-77	1,122
Jamie Brueggeman	1993-96	1,122
Jeff Kokal	1994-97	1,104
Donnie Brown	1989-93	1,092
Josh Shaw	2001-05	1,088
Randy Vessell	1964-68	1,063
Jeff Kipp	1977-81	1,052

## Scored 1,000th Point:

Jan. 18, 1992 vs. Central Missouri  
 Feb. 26, 2002 at Missouri Western  
 Jan. 22, 2000 vs. Northwest Missouri State  
 Feb. 11, 1996 vs. Northwest Missouri State  
 Feb. 22, 1984 vs. Central Missouri  
 Dec. 29, 1986 vs. Wisconsin-Parkside (at Quincy)  
 Dec. 7, 1972 vs. Lincoln  
 Nov. 22, 1992 vs. Arkansas Baptist  
 Jan. 7, 1977 vs. Truman State (at Missouri State)  
 Feb. 28, 1977 vs. Missouri State  
 Jan. 16, 1960 vs. Henderson State  
 Jan. 8, 1965 vs. Northwest Missouri State  
 Jan. 18, 1989 vs. Missouri-St. Louis  
 Jan. 21, 1974 vs. Missouri State  
 Feb. 1, 1965 vs. Harris-Stowe  
 Jan. 31, 1977 vs. Westminster  
 Jan. 20, 1996 at Pittsburg State  
 Jan. 28, 1997 at Southwest Baptist  
 Feb. 17, 1993 at Lincoln  
 Feb. 7, 2005 at Truman State  
 Feb. 17, 1968 vs. Central Missouri  
 Feb. 14, 1981 vs. Truman State



# MINER TOP 10 LIST

## Games Played

1.	Rod Jackson	110	1990-95
2.	Tim Holloway	108	1993-97
3.	Josh Shaw	107	2001-05
	Scott Holly	107	1997-02
5.	Shea Wiemann	105	2004-07
6.	Jeff Kokal	104	1993-97
7.	Eric Perry	103	2001-05
	Matt Williams	103	2001-05
	Chris Dawson	103	1989-93
	Bill Jolly	103	1989-93

## Points Scored

1.	Bill Jolly	1,920	1989-93
2.	Brian Westre	1,771	2000-04
3.	Scott Holly	1,622	1997-02
4.	Tim Holloway	1,571	1993-97
5.	Curtis Gibson	1,534	1981-85
6.	Duane Huddleston	1,475	1984-88
7.	Rich Peters	1,367	1973-77
8.	Chris Dawson	1,339	1989-93
9.	Bob Stanley	1,228	1973-77
10.	Ron Scroggins	1,213	1974-78

## Field Goals Made

1.	Brian Westre	688	2000-04
2.	Duane Huddleston	599	1984-88
3.	Scott Holly	565	1997-02
4.	Bill Jolly	560	1989-93
5.	Curtis Gibson	550	1981-85
6.	Bob Stanley	542	1973-77
7.	Rich Peters	525	1969-73
8.	Ron Scroggins	520	1974-78
9.	Ross Klie	493	1973-77
10.	Tim Holloway	491	1993-97

## Three-Pointers Made

1.	Bill Jolly	286	1989-93
2.	Tim Holloway	241	1993-97
3.	Scott Holly	223	1997-02
4.	Kerry Darting	208	2001-04
5.	Terry Smith	174	1995-97
6.	Duane Huddleston	171	1984-88
7.	Chris Dawson	143	1989-93
8.	Kevin Robertson	139	1997-00
9.	Ike Muonelo	123	2001-04
10.	Jermaine Burks	118	2003-05

## Assists

1.	Scott Holly	394	1997-02
2.	Tim Holloway	343	1993-97
3.	Adrian Davis	309	1985-89
4.	Leonardo Lucas	299	1979-82
5.	Rod Jackson	279	1990-95
6.	Bill Jolly	251	1989-93
7.	Michael McClain	231	1995-96
8.	Jeff Kipp	224	1977-81
9.	Curtis Gibson	221	1981-85
10.	Stan Shuemaker	219	1983-85
	DeAndre Johnson	219	2002-04

## Free Throws Made

1.	Bill Jolly	514	1989-93
2.	Brian Westre	391	2000-04
3.	Jim Good	371	1960-65
4.	Tim Holloway	348	1993-97
5.	Dennis Hunnicutt	344	1953-57
6.	Josh Shaw	337	2001-05
7.	Rich Peters	317	1969-73
8.	Ralph Farber	306	1962-65
9.	John Sturm	303	1957-60
10.	Curtis Gibson	282	1982-85

## Rebounds

1.	Bob Stanley	1049	1973-77
2.	Brian Westre	933	2000-04
3.	Rich Peters	877	1969-73
4.	Jim Good	873	1960-65
5.	Tommy Noel	838	1970-74
6.	Wayne Lewis	819	1965-69
7.	Jamie Brueggeman	712	1992-96
8.	Josh Shaw	708	2001-05
9.	Ross Klie	702	1973-77
10.	Jeff Kipp	679	1977-81

## Steals

1.	Rod Jackson	205	1990-95
2.	Scott Holly	162	1997-02
3.	Adrian Davis	161	1985-89
4.	Curtis Gibson	151	1981-85
5.	Duane Huddleston	128	1984-88
6.	Kevin Conkright	126	1995-99
7.	Chris Dawson	124	1989-93
8.	Bill Jolly	122	1989-93
9.	William McCauley	117	1986-91
10.	Tim Holloway	105	1993-97

## MINER COACHING RECORDS

Coach (Years)	W	L	PCT.
R.R. Sermon (1918-20)	5	12	.294
Roger McCune (1920-21)	8	5	.615
S.C. McCollum (1921-23)	24	14	.632
Frank Dennie (1923-27)	14	44	.241
William Rapp (1927-32)	22	57	.278
Harold Grant (1932-34)	7	18	.280
Elmer Kirchoff (1934-37)	15	31	.326
Percy Gill (1937-42)	15	68	.181
Dwight Haefli (1942-49)	34	55	.387
Ben Douglas (1949-50)	7	12	.368
Dewey Allgood (1950-64)	75	217	.257
Billy Key (1964-87)	278	277	.501
Dale Martin (1987-09)	242	345	.412



# GREAT LAKES VALLEY CONFERENCE

Missouri University of Science and Technology is a member of the Great Lakes Valley Conference, joining the league in the 2005-06 academic year as part of a league expansion that brought three institutions into the league. The GLVC, which is constituted of 15 institutions for the 2009-10 season, made its name as a power in NCAA Division II basketball but has enjoyed success in many sports and now the league can claim itself as one of the nation's top Division II leagues.

The addition of Southern Illinois Edwardsville, Quincy, Wisconsin-Parkside and Missouri-St. Louis in the mid-1990s allowed the GLVC to become an immediate national power in several sports such as men's and women's soccer, women's softball and tennis.

At the start of the 2005-06 season, Missouri S&T, Drury University and Rockhurst University – all of whom have had a good deal of success at the regional and national levels in various sports – have enhanced the league's reputation at the NCAA Division II level. The conference expanded again prior to the 2009-10 season when the University of Illinois-Springfield and Maryville University become members of the GLVC and will become a 16-team conference in the fall of 2011 when William Jewell University joins the league.

The league's staff has also increased along the way, with the GLVC hiring its first full-time commissioner in 1996. In 2001, an associate commissioner was also added to the full-time conference staff and the GLVC's first full-time sports information director was added in the summer of 2006.

The formation of the GLVC can be traced as far back as 1972 when the athletic directors of three member schools - Kentucky Wesleyan, Bellarmine and Indiana State University at Evansville (now the University of Southern Indiana) - began preliminary discussions about forming a basketball conference. Four years later, the University of Indianapolis and Saint Joseph's College expressed interest. On July 7, 1978, those schools - along with Ashland University - united to become the GLVC.

Since formulation of the conference, seven schools have joined the league: Lewis University (1980), Indiana-Purdue at Fort Wayne (1984), Northern Kentucky University (1985), Kentucky State University (1989), Quincy University (1994), Southern Illinois University Edwardsville (1994), University of Wisconsin-Parkside (1994) and UM-St. Louis (1995). Ashland and Kentucky State left the conference after the 1994 season. IPFW left the GLVC following the 2000-01 academic year and SIU Edwardsville left the conference after the 2007-08 season.

The conference expanded to include women's basketball in 1983-84 and immediately established a women's-men's doubleheader format in league play to ensure maximum exposure for both squads. The GLVC plays its games primarily on Thursdays and Saturdays in November, December, January and February.

The GLVC can claim schools in all of the Midwest major media markets, with schools in Milwaukee/Northern Illinois (Wisconsin-Parkside), Chicago (Lewis), Indianapolis (Indianapolis), Cincinnati (Northern Kentucky), Louisville (Bellarmine), Evansville (Southern Indiana), Owensboro (Kentucky Wesleyan), Kansas City (Rockhurst/William Jewell), Springfield, Mo. (Drury) and St. Louis (Missouri-St. Louis/Maryville).

The conference sponsors 17 championships in baseball, basketball, cross country, golf, soccer, indoor and outdoor track and field, and tennis for men and basketball, cross country, softball, soccer, tennis, indoor and outdoor track and field, golf, and volleyball for women.

In 2001, the league announced the creation of the GLVC Hall of Fame, with the first class being inducted in 2002

Jim Naumovich, a former sports information director and director of athletics at Quincy University, is in his seventh year as the commissioner of the GLVC. Wispeny Ellis serves as the league's assistant commissioner, while Tom Daeger handles the conference's sports information duties. The league offices are located in Indianapolis.



## GLVC Member Institutions

Bellarmine University, Louisville, Ky.  
Drury University, Springfield, Mo.  
University of Illinois-Springfield, Springfield, Ill.  
University of Indianapolis, Indianapolis, Ind.  
Kentucky Wesleyan College, Owensboro, Ky.  
Lewis University, Romeoville, Ill.  
Maryville University, St. Louis, Mo.  
Missouri University of Science & Technology, S&T, Mo.  
University of Missouri-St. Louis, St. Louis, Mo.  
Northern Kentucky University, Highland Heights, Ky.  
Quincy University, Quincy, Ill.  
Rockhurst University, Kansas City, Mo.  
Saint Joseph's College, Rensselaer, Ind.  
University of Southern Indiana, Evansville, Ind.  
University of Wisconsin-Parkside, Kenosha, Wis.  
William Jewell University, Liberty, Mo.\*

*\*Will join the GLVC in the 2011-12 academic year.*

# GLVC RECORDS

## INDIVIDUAL RECORDS

### Points

Game: 52, Gary Paul, Indianapolis vs. Northern Kentucky, Jan. 14, 1988  
Season: 591, David Logan, Indianapolis (2004-05)  
Career: 1,637, David Logan, Indianapolis (2001-2005)

### Point Average

Season: 29.6, David Logan, Indianapolis (2004-05)  
Career: 22.6, Buddy Cox, Bellarmine (1981-84)

### Field Goals

Game: 19, Ron Rutland, Indianapolis (1990-91); Chris Bowles, Southern Indiana vs. Northern Kentucky, Feb. 14, 1991  
Season: 206, David Logan, Indianapolis (2004-05)  
Career: 440, Gary Paul, Indianapolis (1986-90)

### Field Goal Attempts

Game: 31, Andy Foster, Indianapolis vs. UW-Parkside, Feb. 3, 2001  
Season: 361, Andy Foster, Indianapolis (2000-01)  
Career: 1,018, Gary Paul, Indianapolis (1986-90)

### Field Goal Percentage (Min. 11 made)

Game: 100, Jamie Whetstone, Indianapolis (11-11), Jan. 6, 1990  
Season: 77.2, Larry Tucker, Lewis (122-158), 1981-82  
Career: 72.2, Larry Tucker, Lewis (1981-83)

### Three-Point Field Goals Made

Game: 10, Kyle Persinger, Indianapolis (3/2/91); Duane Shears, IUPU-Ft. Wayne, Feb. 27, 1992; Paul Cluxton, Northern Kentucky, Jan. 20, 1997  
Season: 74, Paul Cluxton, Northern Kentucky (1995-96)  
Career: 222, Craig Sanders, Northern Kentucky (1998-2002)

### Three-Point Field Goals Attempted

Game: 17, Andy Foster, Indianapolis (2/13/99); Kyle Persinger, Indianapolis, March 2, 1991  
Season: 214, Andy Foster, Indianapolis (2000-01)  
Career: 485, Gary Paul, Indianapolis (1986-90)

### Three-Point Field Goal Percentage

Game: 90.9, Duane Shears, IUPU-Ft. Wayne (10-11), Feb. 27, 1992  
Season: .565, Paul Cluxton, Northern Kentucky (74-131) (1995-96)  
Career: .507, Paul Cluxton, Northern Kentucky (189-373) (1993-97)

### Free Throws

Game: 20, Duane Hebron, Southern Indiana, Feb. 13, 1993  
Season: 133, Jonathan Griffin, Missouri-St. Louis, (2003-04)  
Career: 229, Sean Gibson, IUPU-Ft. Wayne (1989-92)  
Consecutive: 66, Paul Cluxton, Northern Kentucky (over two seasons) (1996-97)

### Free Throw Attempts

Game: 26, Duane Hebron, Southern Indiana, Feb. 13, 1993  
Season: 178, Jonathan Griffin, Missouri-St. Louis, (2003-04)  
Career: 324, Sean Gibson, IUPU-Ft. Wayne (1989-92)

### Free Throw Percentage (Min. 13 made)

Game: 100.0, on several occasions  
Season: 100.0, Paul Cluxton (64-64), Northern Kentucky (1996-97)  
Career: 94.2, Paul Cluxton, Northern Kentucky (180-191) (1993-97)

### Rebounds

Game: 26, Duron Hebron, Southern Indiana vs. Kentucky State, Feb. 13, 1993  
Season: 237, Antonio Garcia, Kentucky Wesleyan (1997-98)  
Career: 716, Chris Bowles, Southern Indiana (1990-94)

### Rebound Average

Season: 13.2, Antonio Garcia, Kentucky Wesleyan (237 in 18 games), 1997-98  
Career: 9.9, Mike King, (219 in 22 games), Ashland (1981-84)

### Assists

Game: 17, Jamie Holden, Saint Joseph's; Feb. 26, 2004; Tyrone Tate, Southern Indiana, Feb. 10, 1994  
Season: 182, Lawrence Jordan, IUPU-Ft. Wayne (1989-90)  
Career: 535, Jamie Holden, Saint Joseph's, (2001-04)

## TEAM RECORDS

### Points

Game: 139, Southern Indiana vs. Indianapolis, March 3, 1983  
Season: 1,761, Southern Indiana (1993-94)

### Point Average

Season: 97.8, Southern Indiana (1993-94)

### Defensive Average

Season: 61.1, Lewis (733 in 12 games)

### Scoring Margin

Game: 70, Kentucky Wesleyan vs. Northern Kentucky (117-47), Jan. 19, 1990  
Season: 17.3, Southern Indiana (1993-94)

### Field Goals

Game: 57, Southern Indiana vs. Indianapolis, March 3, 1983  
Season: 639, Southern Indiana (1995-96)





## Field Goal Attempts

Game: 100, Ashland vs. Indianapolis, Jan. 26, 1980  
 Season: 1,359, Missouri-St. Louis, (1998-99)

## Field Goal Percentage

Game: 77.0, Southern Indiana (57-74) vs.  
 Indianapolis, March 3, 1983  
 Season: 63.3, Lewis (379-598) (1981-82)

## Three-Point Field Goals Made

Game: 19, Missouri S&T vs. Kentucky Wesleyan,  
 Feb. 2, 2007  
 Season: 176, Ashland (1995-96)

## Three-Point Field Goals Attempted

Game: 43, Missouri S&T vs. Kentucky Wesleyan,  
 Feb. 2, 2007  
 Season: 523, Indianapolis (2000-01)

## Three-Point Field Goal Percentage

Game: 72.2, IUPU-Ft. Wayne vs. Saint Joseph's  
 (13-18), Jan. 9, 1997  
 Season: 48.1, Kentucky Wesleyan (113-235)  
 (1986-87)

## Free Throws

Game: 51, Bellarmine vs. Ashland, Jan. 24, 1994  
 Season: 483, Southern Indiana (1995-96)

## Free Throw Attempts

Game: 69, Bellarmine vs. Ashland, Jan. 24, 1994  
 Season: 674, Southern Indiana (1995-96)

## Free Throw Percentage (Min. 23 made)

Game: 100.0, Northern Kentucky (23-23) vs.  
 Bellarmine, Feb. 22, 1992  
 Season: 79.3 Indianapolis (1999-2000)

## Rebounds

Game: 67, St. Joseph's vs. Ashland, Feb. 18, 1980  
 Season: 823, Southern Indiana (1996-97)

## Rebound Average

Season: 44.9, Ashland (449 in 10 games) (1980-81)

## Rebound Margin

Season: +8.2, Southern Indiana (41.0-32.8) (1992-93)

## Assists

Game: 33, IUPU-Ft. Wayne vs. Indianapolis, Feb. 27,  
 1992; Southern Indiana vs. Indianapolis, March 3,  
 1993; Indianapolis vs. St. Joseph's, Feb. 21, 1981  
 Season: 477, Southern Indiana (1996-97)

## Assist Average

Season: 21.3, Indianapolis (213 in 10 games)  
 (1980-81)

## Great Lakes Valley Conference Men's Basketball Champions

### Regular Season

1978-79	Saint Joseph's (7-1)
1979-80	Southern Indiana (8-2)
1980-81	Southern Indiana (8-3)
1981-82	Lewis (10-2)
1982-83	Kentucky Wesleyan (10-2)
1983-84	Kentucky Wesleyan (10-2)
1984-85	Ky. Wesleyan, Lewis, Southern Ind. (10-4)
1985-86	Lewis (13-3)
1986-87	Ky. Wesleyan, Southern Ind. (13-3)
1987-88	Kentucky Wesleyan, Lewis (12-4)
1988-89	Kentucky Wesleyan (13-3)
1989-90	Kentucky Wesleyan (16-2)
1990-91	Ashland, Bellarmine, Ky. Wesleyan (14-4)
1991-92	Ashland, Ky. Wesleyan, Saint Joseph's (13-5)
1992-93	Indiana-Purdue-Fort Wayne (15-3)
1993-94	Southern Indiana (16-2)
1994-95	Ky. Wesleyan, Northern Kentucky (16-2)
1995-96	Southern Indiana (18-2)
1996-97	Indianapolis, Northern Kentucky, Southern Indiana (16-4)
1997-98	Kentucky Wesleyan (17-2)
1998-99	Kentucky Wesleyan (20-2)
1999-00	Kentucky Wesleyan (18-2)
2000-01	Southern Indiana (18-2)
2001-02	Kentucky Wesleyan (19-1)
2002-03	Northern Ky., Southern Ind. (16-4)
2003-04	Lewis (16-4)
2004-05	Southern Indiana (18-2)
2005-06	Drury, Quincy, SIU Edwardsville Southern Indiana (14-5/W); Saint Joseph's (17-2/E)
2006-07	Southern Indiana (14-5/W); Northern Kentucky (13-6/E)
2007-08	Drury (15-4/W); Northern Ky., Ky. Wesleyan (14-5/E)
2008-09	Southern Indiana (14-3, W); Northern Kentucky (14-4, E)

### Post-Season Tournament

1997-98	Kentucky Wesleyan
1998-99	Kentucky Wesleyan
1999-00	Kentucky Wesleyan
2000-01	Kentucky Wesleyan
2001-02	Lewis
2002-03	Northern Kentucky
2003-04	Kentucky Wesleyan
2004-05	Southern Indiana
2005-06	Saint Joseph's
2006-07	Southern Indiana
2007-08	Drury
2008-09	Northern Kentucky

# ALL-TIME VS. OPPONENTS

	FIRST GAME	LAST MEETING
<b>ALABAMA</b>		
Alabama-Birmingham.....	0-1 1979	1979 (L, 100-65)
Montevallo .....	0-1 1998	1998 (L, 76-63)
North Alabama.....	0-2 1996	1997 (L, 70-68)
<b>ALASKA</b>		
Alaska-Anchorage.....	2-0 1977	2001 (W, 78-76)
<b>ARIZONA</b>		
Grand Canyon.....	0-1 1992	1992 (L, 92-74)
Northern Arizona .....	1-0 1992	1992 (W, 95-85)
<b>ARKANSAS</b>		
Arkansas-Monticello.....	1-0 1975	1975 (W, 84-66)
Arkansas-Pine Bluff .....	3-2 1991	1991 (L, 69-66)
Arkansas Baptist .....	3-0 1997	1998 (W, 105-71)
Arkansas State .....	2-10 1938	2005 (L, 85-56)
Arkansas Tech .....	2-2 1979	1997 (W, 69-68)
Central Arkansas .....	0-1 2005	2005 (L, 61-51)
Harding.....	2-3 1990	2008 (L, 84-62)
Henderson State .....	1-1 1960	2004 (L, 46-45)
John Brown .....	6-1 1959	1990 (W, 82-71)
Lyon.....	8-0 1976	1999 (W, 83-65)
Ouachita Baptist.....	1-0 2004	2004 (W, 61-60)
University of the Ozarks.....	1-0 2002	2002 (W, 86-71)
<b>COLORADO</b>		
Colorado Christian.....	1-0 2001	2001 (W, 73-71)
Colo. School of Mines .....	2-1 1982	1995 (W, 96-75)
Regis.....	2-0 1966	2001 (W, 68-65)
<b>CONNECTICUT</b>		
New Haven .....	1-0 1977	1977 (W, 87-46)
<b>FLORIDA</b>		
Barry.....	0-2 2000	2007 (L, 65-51)
Eckerd.....	2-2 1990	2005 (L, 90-71)
Florida Tech .....	1-0 1992	1992 (W, 103-85)
Lynn.....	0-2 2000	2007 (L, 60-45)
North Florida .....	0-1 1999	1999 (L, 75-66)
Nova Southeastern .....	1-0 1996	1996 (W, 83-68)
Tampa .....	0-2 1990	2005 (L, 79-61)
<b>GEORGIA</b>		
Morehouse .....	1-0 1999	1999 (W, 82-73)
Savannah State .....	0-1 1981	1981 (L, 70-59)
<b>HAWAII</b>		
BYU-Hawaii.....	0-1 2001	2001 (L, 89-79)
<b>ILLINOIS</b>		
Blackburn.....	5-2 1954	2007 (W, 73-53)
Eastern Illinois .....	1-4 1959	1976 (L, 70-48)
Elmhurst .....	1-0 1975	1975 (W, 77-53)
Greenville.....	4-1 1954	1958 (W, 98-67)
Illinois .....	0-1 1975	1975 (L, 67-65)
Illinois-Chicago .....	1-1 1971	1971 (W, 79-60)
Illinois College .....	3-0 1923	1993 (W, 96-75)
Lewis .....	0-4 2006	2009 (L, 73-50)
Loyola .....	0-1 1972	1972 (L, 93-69)
MacMurray.....	3-1 1965	1966 (W, 86-77)
McKendree.....	6-14 1915	1998 (W, 99-80)
Millikin .....	2-3 1921	1926 (L, 38-17)
Parks.....	8-0 1944	1985 (W, 95-52)
Principia.....	7-0 1947	1965 (W, 73-57)
Quincy.....	5-12 1984	2009 (L, 88-73)

<b>ILLINOIS (cont.)</b>		
Robt. Morris-Spgfld.....	4-0 2003	2007 (W, 78-69)
Scott Air Force Base.....	5-1 1946	1950 (L, 58-45)
Shurtleff .....	3-8 1925	1951 (L, 73-58)
So. Ill.-Carbondale .....	0-7 1955	1979 (L, 85-74)
So. Ill.-Edwardsville .....	10-11 1960	2008 (L, 58-46)
Western Illinois .....	0-2 1978	1979 (L, 80-71)
<b>INDIANA</b>		
Anderson.....	0-1 1956	1956 (L, 81-67)
Bethel .....	2-0 1964	1964 (W, 81-79)
Evansville .....	0-1 1992	1992 (L, 82-73)
Indiana St.-Southeast.....	2-0 1984	1988 (W, 73-67)
Indianapolis .....	2-2 2006	2009 (W, 72-62)
Oakland City .....	3-1 1989	2007 (L, 63-59)
Saint Joseph's.....	2-3 1994	2009 (W, 66-58)
Southern Indiana.....	2-9 1984	2009 (L, 94-73)
<b>IOWA</b>		
Graceland.....	0-1 1980	1980 (L, 78-77)
Morningside .....	1-0 1979	1979 (W, 75-72)
William Penn.....	6-0 1962	2000 (W, 81-52)
<b>KANSAS</b>		
Baker .....	1-1 1980	1982 (L, 82-74)
Benedictine.....	1-0 1991	1991 (W, 112-98)
Emporia State.....	8-13 1992	2005 (L, 70-61)
Fort Hays State .....	1-1 1954	1956 (W, 70-64)
Kansas State .....	0-1 1991	1991 (L, 90-78)
Ottawa .....	1-0 1961	1961 (W, 95-61)
Pittsburg State .....	19-32 1967	2005 (L, 72-66)
Washburn .....	7-23 1976	2005 (L, 79-69)
<b>KENTUCKY</b>		
Bellarmine .....	1-6 1983	2009 (L, 87-57)
Cumberland .....	0-1 1984	1984 (L, 75-66)
Kentucky Wesleyan .....	1-5 1976	2009 (L, 67-62)
Mid-Continent .....	0-1 2009	2009 (L, 83-75)
Northern Kentucky .....	0-4 2006	2009 (L, 79-55)
Pikeville .....	0-1 1981	1981 (L, 85-74)
<b>LOUISIANA</b>		
Grambling.....	0-1 1976	1976 (L, 67-61)
McNeese State .....	0-1 1966	1966 (L, 73-55)
Nicholls State .....	1-0 1961	1961 (W, 74-72)
<b>MARYLAND</b>		
Baltimore.....	1-0 1974	1974 (W, 63-59)
<b>MICHIGAN</b>		
Grand Valley State .....	2-0 1991	1994 (W, 79-70)
Hillsdale .....	0-1 2002	2002 (L, 81-68)
Michigan Tech.....	0-1 1993	1993 (L, 79-67)
Oakland .....	1-1 1991	1994 (L, 103-73)
Shaw.....	1-0 1979	1979 (W, 68-64)
<b>MISSISSIPPI</b>		
Mississippi.....	0-1 1984	1984 (L, 86-62)
<b>MISSOURI</b>		
Baptist Bible .....	1-0 1982	1982 (W, 71-69)
Calvary Bible .....	1-0 2003	2003 (W, 127-42)
Central Bible .....	3-0 2003	2008 (W, 76-64)
Central Christian .....	1-0 2006	2006 (W, 104-30)
Central Methodist.....	12-6 1923	1967 (W, 89-57)
Central Missouri.....	32-111 1919	2005 (L, 70-46)
College of the Ozarks .....	1-0 1971	1971 (W, 92-62)
Concordia Seminary.....	2-4 1923	1972 (W, 59-51)



# ALL TIME OPPONENTS

## MISSOURI (cont.)

Culver-Stockton .....	10-3	1922	1991 (W, 110-99)
Drury .....	31-62	1909	2009 (L, 89-79)
Evangel .....	12-3	1959	1990 (W, 67-63)
Fort Leonard Wood .....	9-0	1943	1945 (W, 43-42)
Hannibal-LaGrange .....	1-0	1998	1998 (W, 68-54)
Harris-Stowe .....	44-9	1943	2007 (L, 83-68)
Jefferson .....	1-0	1941	1941 (W, 49-15)
Lincoln .....	36-39	1955	2008 (W, 86-67)
Lindenwood .....	9-0	1980	1995 (W, 87-82)
Maryville .....	10-0	1980	2001 (W, 88-65)
Missouri .....	0-1	1922	1922 (L, 33-19)
Missouri-Kansas City .....	1-1	1978	1979 (W, 104-84)
Missouri-St. Louis .....	22-28	1967	2009 (W, 73-66)
Missouri Baptist .....	6-0	1979	2008 (W, 87-75)
Missouri Southern .....	13-24	1968	2005 (W, 74-68)
Missouri State .....	25-102	1909	1981 (L, 68-65)
Missouri Valley .....	23-3	1928	1987 (W, 69-66)
Missouri Western .....	7-20	1987	2006 (L, 98-49)
Northwest Missouri .....	47-96	1913	2005 (L, 76-51)
Rockhurst .....	5-12	1988	2009 (L, 84-72)
St. Louis .....	13-25	1919	1943 (L, 62-39)
St. Louis Pharmacy .....	2-0	2004	2006 (W, 76-60)
Southeast Missouri .....	30-101	1911	2000 (L, 87-63)
Southwest Baptist .....	17-27	1967	2005 (L, 52-48)
Tarkio .....	3-5	1922	1962 (W, 81-61)
Truman State .....	47-92	1923	2006 (L, 76-62)
Vichy AFB .....	1-0	1943	1943 (W, 50-23)
Washington University .....	3-40	1916	1970 (L, 68-64)
Webster .....	4-0	1986	1992 (W, 119-47)
Westminster .....	38-33	1921	2004 (W, 78-60)
William Jewell .....	11-13	1919	1962 (L, 83-70)

## MONTANA

Montana State-Billings .....	1-0	1991	1991 (W, 74-68)
------------------------------	-----	------	-----------------

## NEBRASKA

Pershing .....	0-1	1969	1969 (L, 67-46)
Peru State .....	2-1	1969	1976 (W, 79-70)

## NEW MEXICO

Eastern New Mexico .....	2-0	1954	1992 (W, 89-84)
--------------------------	-----	------	-----------------

## NORTH CAROLINA

Livingstone .....	0-1	1985	1985 (L, 84-68)
St. Augustine's .....	1-0	1994	1994 (W, 77-71)

## NORTH DAKOTA

North Dakota .....	0-1	1975	1975 (L, 72-61)
--------------------	-----	------	-----------------

## OHIO

Ohio Dominican .....	1-0	1973	1973 (W, 81-56)
Youngstown State .....	0-1	1974	1974 (L, 70-68)

## OKLAHOMA

Cameron .....	1-0	1991	1991 (W, 84-74)
Central Oklahoma .....	2-1	1998	2003 (W, 80-77)
Northeastern State .....	2-3	1960	1985 (L, 63-50)
Oklahoma Baptist .....	1-0	1982	1982 (W, 91-59)
Oklahoma Christian .....	0-1	1982	1982 (L, 94-63)
Okla. Arts & Sciences .....	0-1	1985	1985 (L, 54-51)
Rhema Bible .....	2-0	2004	2006 (W, 71-55)
Southeastern Okla. ....	2-1	1955	1969 (L, 69-60)
Tulsa .....	0-1	1933	1933 (L, 44-22)

## PENNSYLVANIA

Lock Haven .....	1-0	2003	2003 (W, 73-46)
------------------	-----	------	-----------------

## SOUTH CAROLINA

South Carolina Upstate .....	0-1	1992	1992 (L, 82-74)
------------------------------	-----	------	-----------------

## SOUTH DAKOTA

Augustana .....	0-1	1975	1975 (L, 71-64)
-----------------	-----	------	-----------------

## TENNESSEE

Christian Brothers .....	1-1	2001	2001 (L, 81-71)
Memphis .....	0-3	1960	1973 (L, 103-79)
Rhodes .....	0-3	1953	1955 (L, 79-75)
Tennessee-Martin .....	2-4	1956	1961 (L, 109-83)

## TEXAS

Abilene Christian .....	0-1	1986	1986 (L, 83-77)
Angelo State .....	0-1	1985	1985 (L, 64-57)
Incarnate Word .....	0-1	2002	2002 (L, 68-49)
LeTourneau .....	0-1	1980	1980 (L, 86-81)
Rice .....	0-2	1997	1998 (L, 69-59)
St. Edwards .....	2-1	2002	2008 (W, 69-68)
St. Mary's .....	0-1	1997	1997 (L, 78-67)
Sam Houston State .....	0-1	1966	1966 (L, 91-72)
Stephen F. Austin .....	0-1	1969	1969 (L, 86-58)
Tarleton State .....	0-1	1998	1998 (L, 73-71)
Texas-Arlington .....	1-1	1968	1970 (W, 67-64)
Texas A&M-Commerce .....	1-1	1985	2008 (L, 67-62)
Texas State .....	0-1	1974	1974 (L, 79-73)
Trinity .....	0-2	1967	1968 (L, 93-70)
West Texas A&M .....	0-2	1986	1993 (L, 84-67)

## VIRGINIA

Norfolk State .....	0-1	1974	1974 (L, 87-74)
---------------------	-----	------	-----------------

## WASHINGTON

Central Washington .....	1-0	1995	1995 (W, 75-69)
St. Martin's .....	1-0	1993	1993 (W, 83-69)
Seattle Pacific .....	1-0	1993	1993 (W, 81-68)

## WEST VIRGINIA

West Virginia Tech .....	1-0	1972	1972 (W, 97-79)
--------------------------	-----	------	-----------------

## WISCONSIN

Concordia Seminary .....	1-0	1978	1978 (W, 74-73)
Wisconsin-Milwaukee .....	2-6	1970	1973 (L, 67-65)
Wisconsin-Parkside .....	3-4	1972	2009 (L, 80-77)
Wisconsin-Stevens Pt. ....	2-0	1973	1974 (W, 77-57)
Wis. School of Mines .....	1-0	1939	1939 (W, 29-27)

### Miners' Best Records after...

#### Games

1 .....	1-0 (2008-09)	17 .....	13-4 (1995-96)
2 .....	2-0 (2004-05)	18 .....	14-4 (1995-96)
3 .....	3-0 (2003-04)	19 .....	15-4 (1995-96)
4 .....	4-0 (2003-04)	20 .....	16-4 (1995-96)
5 .....	5-0 (2003-04)	21 .....	17-4 (1995-96)
6 .....	6-0 (2003-04)	22 .....	17-5 (1995-96)
7 .....	7-0 (1986-87)	23 .....	18-5 (1995-96)
8 .....	8-0 (1986-87)	24 .....	19-5 (1995-96)
9 .....	8-1 (1996-97)	25 .....	20-5 (1995-96)
10 .....	9-1 (1996-97)	26 .....	21-5 (1995-96)
11 .....	10-1 (1995-96)	27 .....	21-5 (1995-96)
12 .....	10-2 (1995-96)	28 .....	22-5 (1995-96)
13 .....	11-2 (1995-96)	29 .....	24-5 (1995-96)
14 .....	11-3 (1995-96)	30 .....	25-5 (1995-96)
15 .....	12-3 (1995-96)	31 .....	25-6 (1995-96)
16 .....	12-4 (1995-96)		



# ALL-TIME RESULTS

<b>1909-10 (4-2)</b>		2/20 at Central Missouri	26-52	2/26 Southeast Missouri	19-25	2/7 at Central College	27-64
at Missouri State	22-26	2/21 at Washington Univ.	26-38	2/28 Truman State	31-26	2/8 at Westminster	31-52
Missouri State	48-22	2/22 at Washington Univ.	21-28			2/9 at Westminster	19-22
1/15 St. Louis	49-9	<b>1919-20 (3-12)</b>		<b>1923-24 (4-9)</b>		2/10 at Central Wesleyan	37-41
at Drury	11-44	1/15 Central Missouri	24-31	1/17 St. Louis	29-42	2/11 at Central Wesleyan	37-40
Drury	32-30	1/24 William Jewell	10-39	1/24 William Jewell	26-31	2/17 William Jewell	30-34
1/22 Third Baptists	55-28	1/27 at Drury	13-15	1/25 William Jewell	25-17	3/1 William Jewell	23-39
		1/28 at Missouri State	18-34	2/2 at St. Louis	27-43		
<b>1910-11 (1-4)</b>		1/28 at Missouri State	18-34	2/9 at Missouri State	25-46	<b>1928-29 (2-15)</b>	
Missouri State	47-23	1/29 at Missouri State	14-48	2/15 Central Missouri	26-39	1/4 at Missouri State	23-45
at Missouri State	11-16	2/5 Southeast Missouri	14-10	2/16 Central Missouri	22-23	1/11 Drury	19-50
at Drury	17-33	2/12 Central Wesleyan	19-38	2/19 Drury	20-24	1/13 Concordia, Mo.	18-32
Southeast Missouri	28-33	2/18 Central College	28-36	2/20 at Drury	24-36	1/23 at Missouri Valley	38-35
Drury	Lost	2/23 at Mo. Wesleyan	21-29	2/21 at Mo. Wesleyan	37-17	1/24 at William Jewell	26-30
		2/24 at Westminster	15-45	2/22 at William Jewell	24-25	1/25 at William Jewell	14-42
<b>1912-13 (3-2)</b>		2/25 at Westminster	11-49	2/27 Southeast Missouri	38-26	1/30 Missouri State	28-39
Washington Univ.	13-23	2/26 at William Jewell	30-28	3/7 Missouri State	24-33	2/1 McKendree	29-34
Washington Univ.	19-33	3/3 Drury	21-19			2/5 at St. Louis	17-44
Drury	35-20	3/10 Missouri State	12-25	<b>1924-25 (4-9)</b>		2/7 Central Wesleyan	23-33
Northwest Missouri	28-23	3/11 Missouri State	28-33	1/21 at McKendree	18-35	2/9 Westminster	30-23
Drury	52-37			1/28 Tarkio	16-18	2/13 Missouri Valley	32-34
		<b>1920-21 (11-5)</b>		1/29 Tarkio	33-25	2/15 Westminster	33-36
<b>1914-15 (3-5)</b>		1/13 Tarkio	41-18	1/31 at St. Louis	11-42	2/16 at Cent. Wesleyan	21-39
1/20 Missouri State	27-26	1/24 Central College	12-24	2/2 Central Wesleyan	26-25	2/19 at Drury	23-52
1/21 Missouri State	26-30	1/25 Westminster	19-45	2/3 McKendree	26-37	2/21 Central College	42-58
1/22 Drury	21-40	1/26 Westminster	16-34	2/7 Drury	32-22	2/22 Central College	33-66
1/23 Drury	26-29	1/27 Central Wesleyan	42-21	2/10 St. Louis	24-40		
2/5 Missouri State	32-18	1/28 Central Wesleyan	33-16	2/12 William Jewell	25-31	<b>1929-30 (3-15)</b>	
2/6 Missouri State	20-22	2/4 Drury	34-17	2/17 William Jewell	24-22	12/14 Concordia, Mo.	20-38
2/26 Drury	44-22	2/10 Central Wesleyan	33-16	2/18 at Drury	24-25	1/10 Shurtleff	23-47
2/27 Drury	26-30	2/16 Missouri Wesleyan	44-14	2/19 at Missouri State	24-38	1/18 Drury	33-32
		2/23 Southeast Missouri	12-14	2/27 Missouri State	16-35	1/25 Missouri State	27-54
		2/24 Southeast Missouri	31-24			1/29 William Jewell	32-40
<b>1915-16 (5-5)</b>		2/26 Missouri State	33-24	<b>1925-26 (3-14)</b>		1/31 at Tarkio	27-36
1/7 McKendree	18-32	2/27 Drury	26-14	1/13 McKendree	21-26	2/1 at Tarkio	14-9
1/27 Central Wesleyan	46-23	3/2 Westminster	34-20	1/16 Shurtleff	25-14	2/5 Westminster	17-41
1/28 at Washington Univ.	13-14	3/3 Westminster	13-19	1/20 Cincinnati Coll.	16-26	2/7 Missouri State	32-53
1/29 at Washington Univ.	15-18	3/6 Missouri State	23-16	1/23 at K.C. Athletic Club	18-63	2/20 at Westminster	12-26
2/16 at Drury	28-34			1/29 at William Jewell	12-53	2/21 at Central College	31-61
2/17 at Drury	26-34	<b>1921-22 (17-4)</b>		1/30 at Mo. Wesleyan	20-27	2/22 at William Jewell	25-31
2/21 Central Wesleyan	37-18	12/19 at Millikin	13-20	2/1 at Tarkio	16-29	2/25 Central Wesleyan	22-32
2/24 Marionville	35-17	12/20 at Millikin	12-16	2/2 at William Jewell	25-49	2/27 Drury	16-45
3/6 Drury	31-20	1/2 at Missouri	19-33	2/6 Missouri Wesleyan	19-17	3/6 Drury	Lost
3/7 Drury	37-18	1/11 Culver-Stockton	40-3	2/7 Missouri Wesleyan	7-37	3/7 Culver-Stockton #	Won
		1/17 Drury	27-8	2/15 at Drury	18-32	3/8 Missouri Valley #	Lost
<b>1916-17 (1-12)</b>		1/19 William Jewell	35-11	2/16 at Missouri State	20-41		
1/24 Central Wesleyan	15-20	1/20 William Jewell	12-11	2/20 Central Wesleyan	19-25	<b>1930-31 (9-6)</b>	
1/31 at St. Louis	18-30	1/25 at St. Louis	33-12	2/25 Southeast Missouri	12-25	12/6 at Concordia, Mo.	23-17
2/1 at Central Wesleyan	15-26	1/26 at St. Louis	29-11	2/26 at McKendree	10-33	12/18 at Southeast Mo.	14-19
2/2 at Washington Univ.	9-33	1/27 Millikin	23-22	2/27 Drury	38-16	1/17 at Missouri State	35-45
2/3 at Washington Univ.	11-27	1/28 Millikin	25-13	3/3 Missouri State	9-33	1/23 at Drury	28-31
2/8 St. Louis	15-16	2/4 Northwest Missouri	38-14			1/30 at Missouri Valley	24-16
2/13 Springfield YMCA	16-21	2/8 St. Louis	20-15	<b>1926-27 (3-13)</b>		1/31 at William Jewell	24-16
2/23 Drury	18-21	2/9 St. Louis	24-10	12/16 Millikin	17-38	2/3 Missouri Valley	23-16
2/24 Drury	29-26	2/17 Central College	32-13	12/18 at Washington Univ.	23-52	2/6 Culver-Stockton	41-26
2/28 Missouri State	13-50	2/20 at Washington Univ.	46-26	1/13 McKendree	24-32	2/7 Culver-Stockton	26-17
3/12 at Drury	16-32	2/24 at Drury	29-12	1/17 Shurtleff	47-31	2/13 at Westminster	39-23
3/13 at Drury	35-76	2/27 at William Jewell	34-16	1/28 St. Louis	35-23	2/17 Westminster	40-38
3/14 at Missouri State	23-48	2/28 at Mo. Wesleyan	50-18	1/29 Concordia, Mo.	16-49	2/19 Central College	22-24
		3/1 at Tarkio	16-29	2/1 Central Wesleyan	26-32	2/20 Central College	25-33
		3/2 at Northwest Mo.	24-14	2/2 Central Wesleyan	34-35	2/27 Drury	43-28
<b>1917-18 (1-8)</b>		<b>1922-23 (7-10)</b>		2/11 Central College	21-29	2/28 Missouri State	41-35
1/25 St. Louis	20-32	1/10 Culver-Stockton	44-38	2/12 Central College	49-50		
1/26 St. Louis	32-21	1/16 Drury	21-22	2/16 at Missouri State	23-49	<b>1931-32 (7-5)</b>	
1/31 at Drury	23-59	1/22 at Southeast Mo.	20-21	2/18 at Drury	27-30	1/8 Drury	25-22
2/1 at Missouri State	19-56	1/23 at Southeast Mo.	26-23	2/24 Drury	31-27	1/9 at Missouri State	32-46
2/2 at Drury	20-40	1/24 at Memphis YMCA	31-35	2/26 Missouri State	24-46	1/22 at Missouri State	15-17
2/15 Drury	32-34	1/26 Concordia, Mo.	18-41			1/24 at Central College	15-28
2/16 Drury	30-35	2/5 at Drury	28-16	<b>1927-28 (1-16)</b>		1/26 William Jewell	21-19
2/22 Central College	19-28	2/6 at Missouri State	18-23	12/15 St. Louis	18-43	2/5 Drury	44-39
2/27 Missouri State	23-34	2/9 Illinois College	35-25	1/6 at St. Louis	22-29	2/9 at Central College	25-27
		2/13 Missouri State	19-23	1/7 Concordia, Mo.	16-47	2/11 William Jewell	30-26
<b>1918-19 (4-6)</b>		2/19 at Central Missouri	28-23	1/14 Shurtleff	28-41	2/15 Westminster	23-22
1/21 Central Missouri	21-36	2/20 at Central Missouri	11-36	1/20 at Drury	31-35	2/19 Culver-Stockton	35-28
1/22 Central Missouri	19-34	2/21 at Central Missouri	34-33	1/21 at Missouri State	22-47	2/20 at Culver-Stockton	22-23
1/31 at Missouri State	48-19	2/22 at Truman State	23-26	1/27 Central College	31-35	2/26 Westminster	19-17
2/1 at Drury	25-22	2/23 at Central Wesleyan	30-35	1/28 Central College	38-31		
2/7 St. Louis	30-15			2/4 Drury	30-37		
2/8 St. Louis	35-19						
2/19 at Central Missouri	22-44						



# ALL-TIME RESULTS

## 1932-33 (2-11)

1/7	Missouri State	13-38
1/11	Southeast Missouri	7-27
1/13	Tulsa	22-44
1/25	Westminster	15-44
1/30	at William Jewell	22-24
1/31	at Central College	17-35
2/7	at Drury	48-21
2/10	Southeast Missouri	21-25
2/13	Missouri State	32-27
2/18	St. Louis	16-40
2/21	Drury	20-40
2/24	at Westminster	33-37
2/27	Central College	25-27

## 1933-34 (5-7)

12/13	Central Wesleyan	36-38
1/9	Missouri State	14-33
1/12	Westminster	23-21
1/26	Southeast Missouri	19-26
1/30	Drury	25-29
2/5	Central College	33-22
2/8	Missouri Valley	28-24
2/10	Missouri State	14-25
2/15	William Jewell	30-26
2/17	St. Louis	14-27
2/23	William Jewell	26-19
2/24	Missouri Valley	16-19

## 1934-35 (8-8)

12/15	Southeast Missouri	26-25
12/18	Central Wesleyan	31-22
1/11	at Missouri State	13-18
1/14	Drury	18-16
1/21	at Missouri State	13-28
1/28	at William Jewell	27-25
1/29	at Missouri Valley	32-26
2/2	at St. Louis	32-48
2/4	at Tarkio ++	36-38
2/12	at Drury	24-31
2/18	at Westminster	24-36
2/19	at St. Louis	38-50
2/21	Westminster	39-18
2/25	at Southeast Mo.	38-46
2/27	Missouri Valley	39-27
3/4	Central College	28-18

## AS A MEMBER OF MIAA

## 1935-36 (5-10, 2-8)

12/13	Central Wesleyan	37-15
12/18	at Southeast Mo.	21-31
12/19	Drury	29-34
1/10	at Drury	29-30
1/14	Missouri State	12-23
1/29	Southeast Missouri	17-29
2/1	St. Louis	23-28
2/4	at St. Louis	32-28
2/10	at Truman State	26-22
2/11	at Northwest Mo.	15-51
2/15	Northwest Missouri	25-31
2/17	at Central Missouri	38-57
2/18	at Missouri State	38-37
2/21	Central Missouri	36-45
2/24	Truman State	19-20

## 1936-37 (3-12, 2-8)

12/8	Central Wesleyan	25-16
12/12	at Drury	33-48
12/18	at Southeast Mo.	19-45
1/8	Drury	23-39
1/9	Truman State	35-34
1/15	Missouri State	19-43
1/16	at St. Louis	28-30
1/29	Central Missouri	20-53
2/5	Northwest Missouri	16-47
2/8	at Central Missouri	37-57

2/10	St. Louis	31-33
2/15	at Truman State	28-26
2/16	at Northwest Mo.	16-49
2/19	Southeast Missouri	18-36
2/14	at Missouri State	29-40

## 1937-38 (2-14, 1-9)

12/7	Central Wesleyan	39-27
12/10	Westminster	27-35
1/7	Drury	26-56
1/12	Truman State	27-28
1/14	Northwest Missouri	14-38
1/20	at Drury	21-43
1/22	at Missouri State	18-43
1/24	at Southeast Mo.	14-37
1/28	Central Missouri	29-40
2/1	at St. Louis	37-44
2/5	at Central Missouri	37-58
2/12	Missouri State	29-28
2/14	Southeast Missouri	23-36
2/20	at Truman State	34-39
2/22	at Northwest Mo.	22-37
2/24	St. Louis	23-47

## 1938-39 (3-14, 0-10)

12/1	Central Wesleyan	49-32
12/8	Arkansas State	32-39
12/10	St. Louis	20-30
12/17	Westminster	23-37
1/8	Truman State	22-25
1/10	Northwest Missouri	26-29
1/17	at Central Missouri	33-37
1/24	at Missouri State	28-33
2/2	Culver-Stockton	20-35
2/4	Missouri State	22-25
2/9	at Truman State	21-38
2/10	at Northwest Mo.	32-33
2/14	Southeast Missouri	29-52
2/18	Central Missouri	26-37
2/22	at St. Louis	25-24
2/28	at Southeast Mo.	24-39
3/9	Wisconsin Mines	29-27

## 1939-40 (3-13, 1-9)

12/5	Central Wesleyan	55-21
12/8	St. Louis	26-37
12/12	at Washington Univ.	29-34
12/15	Westminster	22-32
1/9	Northwest Missouri	26-44
1/13	Truman State	42-31
1/16	at Missouri State	20-42
1/20	at St. Louis	37-33
1/26	at Southeast Mo.	29-42
2/1	at Central Missouri	24-40
2/2	at Northwest Mo.	25-39
2/5	Washington Univ.	28-39
2/9	Southeast Missouri	34-52
2/13	Missouri State	29-35
2/17	at Truman State	31-38
2/24	Central Missouri	37-46

## 1940-41 (7-12, 1-9)

12/5	Central Wesleyan	49-26
12/7	Arkansas State	40-35
12/10	at Washington Univ.	21-32
12/13	at Westminster	34-27
12/16	St. Louis	34-28
12/19	at Southeast Mo.	35-54
1/7	at Missouri State	23-41
1/9	at Truman State	29-46
1/10	Northwest Missouri	25-33
1/18	at Central Missouri	40-50
1/25	Central Missouri	37-51
1/29	Washington Univ.	37-41
2/1	Truman State	27-47
2/4	Southeast Missouri	42-53
2/7	Missouri State	31-16

2/13	Jefferson College	49-15
2/14	at Culver-Stockton	43-24
2/21	at Northwest Mo.	22-45
2/22	at St. Louis	31-38

## 1941-42 (0-16, 0-10)

12/3	Westminster	24-51
12/13	Central Missouri	17-79
12/16	Westminster	29-47
12/18	Truman State	24-51
12/19	Northwest Missouri	29-37
12/20	Washington Univ.	29-47
1/10	Southeast Missouri	24-44
1/17	St. Louis	26-46
1/23	Missouri State	35-50
1/30	Southeast Missouri	46-70
1/31	Washington Univ.	30-45
2/3	Truman State	47-50
2/7	Central Missouri	64-67
2/12	St. Louis	33-44
2/17	Missouri State	41-63
2/21	Northwest Missouri	43-54

## 1942-43 (7-12, 2-8)

12/11	at Washington Univ.	46-55
12/12	at Westminster	36-44
12/15	at St. Louis	32-62
12/19	Drury	27-37
1/9	at Southeast Mo.	38-64
1/12	Westminster	31-39
1/15	Southeast Missouri	26-52
1/21	Missouri State	22-57
1/29	Central Missouri	53-43
1/30	Central Missouri	51-44
2/6	Fort Leonard Wood	83-39
2/9	at Missouri State	38-53
2/13	at Fort Leonard Wood	38-31
2/19	Harris-Stowe	59-27
2/25	St. Louis	39-62
2/27	Northwest Missouri	37-80
3/1	Northwest Missouri	34-65

## 1943-44 (7-6)

	Ft. Wood 349th	34-16
	Ft. Wood 27th	56-27
	Ft. Wood 595th	62-32
	Ft. Wood 349th	34-30
	Ft. Leonard Wood	88-24
	Southeast Missouri	29-40
	Drury	33-43
	Parks Air College	53-36
	Parks Air College	47-34
	Washington Univ.	41-49
	Central Missouri	41-52
	Southeast Missouri	27-49
	Drury	40-41

## 1944-45

No games due to World War II

## 1945-46 (7-9, 2-8)

12/6	at Ft. Wood A-5	35-33
12/8	Ft. Wood A-5	43-42
12/14	Drury	33-32
1/8	Northwest Missouri	27-53
1/15	Southeast Missouri	38-61
1/19	Truman State	54-52
1/25	at Washington Univ.	42-71
1/26	Parks Air College	44-41
1/29	at Central Missouri	37-65
2/2	Missouri State	34-45
2/5	at Southeast Mo.	38-63
2/9	Central Missouri	37-35
2/15	at Missouri State	42-62
2/16	Parks Air College	90-34
2/22	at Northwest Mo.	33-40
2/23	at Truman State	63-64

## 1946-47 (6-13, 1-9)

12/6	Parks Air College	68-15
12/7	Central Methodist	51-30
12/13	Scott Air Field	53-48
12/14	at Shurtleff	49-56
12/17	Westminster	48-45
1/8	Harris-Stowe	80-22
1/11	Truman State	41-50
1/15	Scott Air Field	82-67
1/18	Central Missouri	44-41
1/22	at Missouri State	35-45
1/25	Shurtleff	36-47
1/31	at Northwest Mo.	41-45
2/1	at Truman State	34-60
2/7	Northwest Missouri	43-47
2/8	at Washington Univ.	31-55
2/15	Missouri State	40-45
2/18	at Southeast Mo.	54-64
2/24	at Central Missouri	41-58
2/28	Southeast Missouri	43-44

## 1947-48 (10-9, 3-7)

12/6	Harris-Stowe	66-33
12/10	at Shurtleff	49-51
12/12	Drury	57-44
12/17	at Westminster	42-53
12/18	Scott AFB	58-27
1/9	Southeast Missouri	63-51
1/10	Principia	60-44
1/13	at Central Missouri	47-59
1/17	Parks Air College	60-26
1/24	Truman State	51-63
1/29	at Truman State	51-71
1/31	at Northwest Mo.	43-61
2/5	Westminster	57-54
2/7	Northwest Missouri	58-57
2/10	Missouri State	41-59
2/14	Central Missouri	54-53
2/17	Drury	57-50
2/21	at Southeast Mo.	76-80
2/25	at Missouri State	51-74

## 1948-49 (5-15, 0-10)

12/9	at Harris-Stowe	48-55
12/11	at Drury	57-65
12/13	at Shurtleff	65-66
12/15	Westminster	54-46
12/17	Westminster	48-46
1/8	Principia	60-51
1/12	Scott AFB	82-35
1/15	at Southeast Mo.	45-62
1/18	at Washington Univ.	41-49
1/22	Drury	65-45
1/28	at Northwest Mo.	58-71
1/29	at Truman State	49-60
2/1	Central Missouri	55-79
2/5	Northwest Missouri	55-67
2/8	at Missouri State	35-57
2/12	Truman State	47-63
2/14	at Central Missouri	54-56
2/18	Southeast Missouri	55-60
2/22	at Washington Univ.	38-67
2/26	Missouri State	66-70

## 1949-50 (7-12, 2-8)

12/2	Shurtleff	47-45
12/6	at Washington Univ.	30-59
12/9	at Westminster	39-55
12/10	Drury	63-54
12/13	Scott AFB	66-45
12/15	Harris-Stowe	49-41
1/7	Truman State	51-50
1/10	Missouri State	33-64
1/13	at Scott AFB	45-58
1/16	at Central Missouri	40-65
1/27	at Northwest Mo.	38-51
1/31	at Truman State	43-58



# ALL-TIME RESULTS

## 1949-50 (cont.)

2/4	at Missouri State	46-64
2/7	Central Missouri	55-71
2/11	at Southeast Mo.	51-61
2/14	at Washington Univ.	39-48
2/18	Southeast Missouri	50-46
2/21	Westminster	64-63
2/25	Northwest Missouri	51-54

## 1950-51 (3-16, 2-8)

11/28	Westminster	38-62
12/1	at Washington Univ.	33-65
12/2	at Concordia, Mo.	40-76
12/5	Shurtleff	54-70
12/9	at Drury	39-65
12/12	at Westminster	41-59
12/15	at Southeast Mo.	62-60
1/6	Northwest Missouri	57-82
1/13	Southeast Missouri	79-75
1/19	Harris-Stowe	83-82
1/20	Central Missouri	66-86
1/26	at Northwest Mo.	52-76
1/27	at Truman State	50-57
2/2	Concordia, Mo.	58-70
2/3	at Missouri State	55-85
2/5	at Central Missouri	42-47
2/10	Truman State	45-57
2/17	Missouri State	77-91
2/20	Washington Univ.	56-82

## 1951-52 (3-17, 2-8)

12/1	Harris-Stowe	65-33
12/4	at Westminster	50-59
12/7	McKendree	68-71
12/8	Drury	56-61
12/12	at Shurtleff	58-73
12/18	Westminster	55-62
12/20	at Southeast Mo.	67-75
1/5	Southeast Missouri	69-68
1/7	at Central Missouri	36-65
1/11	at Concordia, Mo.	47-72
1/12	at Washington Univ.	29-63
1/14	Central Missouri	44-71
1/25	at Northwest Mo.	49-75
1/26	at Truman State	41-73
1/30	at Missouri State	44-95
2/2	Truman State	62-61
2/9	Missouri State	57-85
2/12	Washington Univ.	68-72
2/18	at McKendree	82-109
2/23	Northwest Missouri	68-79

## 1952-53 (2-18, 1-9)

12/1	Harris-Stowe	54-67
12/3	at Washington Univ.	50-82
12/6	at Drury	55-94
12/10	at Westminster +	62-64
12/13	McKendree	85-88
12/16	Westminster	52-61
12/17	at Southeast Mo.	55-89
1/10	Central Missouri	69-75
1/15	Southeast Missouri	63-78
1/17	Truman State	75-88
1/24	Harris-Stowe	70-61
1/30	at Northwest Mo.	57-66
1/31	at Truman State	70-87
2/4	Washington Univ.	69-101
2/7	Concordia, Mo.	67-78
2/10	Missouri State	67-106
2/14	Northwest Missouri	75-73
2/17	at Central Missouri	62-76
2/21	at McKendree	65-105
2/24	at Missouri State	50-85

## 1953-54 (6-13, 1-9)

12/2	Westminster	72-62
12/5	Wentworth Military	77-51

12/8	Harris-Stowe	72-51
12/11	at Westminster	47-56
12/18	at S'western, Tenn.	71-72
12/19	at Southeast Mo.	48-73
1/9	Southeast Mo.	65-101
1/12	at Principia	65-56
1/16	at Washington Univ.	50-75
1/23	Central Missouri	57-66
1/29	at Northwest Mo.	60-73
1/30	at Truman State	55-85
2/3	at Harris-Stowe	85-64
2/6	Truman State	66-94
2/9	at Central Missouri	69-91
2/12	Washington Univ.	56-64
2/16	at Missouri State	56-93
2/20	Northwest Missouri	101-96
2/23	Missouri State	70-103

## 1954-55 (6-15, 0-10)

12/4	Westminster	65-77
12/7	Harris-Stowe	93-57
12/10	at Blackburn	64-61
12/14	Westminster	78-57
12/16	Southwestern, Tenn.	75-79
12/17	Greenville	99-81
12/28	at E. New Mexico	72-63
12/29	Fort Hays State #	75-77
12/30	Southern Okla. #	69-65
1/7	at Washington Univ.	63-86
1/12	at Southeast Mo.	56-72
1/15	Truman State	78-91
1/22	Central Missouri	65-73
1/28	at Northwest Mo.	76-82
1/29	at Truman State	71-94
2/5	Missouri State	71-73
2/9	Washington Univ.	69-83
2/12	Southeast Missouri	87-90
2/15	at Central Missouri	64-77
2/19	Northwest Missouri	72-82
2/22	at Missouri State	63-83
<i>12/28-30: at Eastern New Mexico Tournament, Portales, N.M.</i>		

## 1955-56 (5-15, 2-8)

12/3	Blackburn	70-65
12/6	at Harris-Stowe	91-69
12/9	at Greenville	68-97
12/10	at Central Meth.	71-77
12/13	Westminster	78-63
12/17	Southeast Missouri	70-81
12/19	at Southern Illinois	62-91
1/7	at Washington Univ.	57-86
1/11	Lincoln	70-82
1/14	at Southeast Mo.	45-82
1/21	Central Missouri	60-71
1/27	at Northwest Mo.	63-56
1/28	at Truman State	78-100
1/31	Central Methodist	90-98
2/4	at Central Missouri	53-69
2/7	at Missouri State	64-77
2/11	Truman State	86-87
2/14	Washington Univ.	63-85
2/18	Northwest Missouri	73-63
2/21	Missouri State	59-88

## 1956-57 (8-13, 3-7)

12/1	at Blackburn	70-82
12/5	Harris-Stowe	91-65
12/7	Greenville	94-63
12/11	at Westminster	82-76
12/14	Tennessee-Martin	75-60
12/17	Central Methodist	54-63
12/27	Fort Hays State #	70-64
12/28	S'western Okla. #	88-94
12/29	Anderson, Ind. #	67-81
1/5	Washington Univ.	44-63
1/7	Missouri State	67-74

1/12	Central Missouri	67-70
1/25	at Truman State	51-92
1/26	at Northwest Mo.	71-79
2/2	Northwest Missouri	72-67
2/5	Southeast Missouri	74-69
2/9	Truman State	66-68
2/12	at Central Missouri	51-79
2/19	at Missouri State	58-78
2/21	at Washington Univ.	74-90
2/23	at Southeast Mo.	69-67
<i>12/27-29: at Eastern New Mexico Tournament, Portales, N.M.</i>		

## 1957-58 (4-14, 1-9)

12/3	at Washington Univ.	53-63
12/6	Greenville	67-55
12/7	Blackburn	62-64
12/10	Westminster	78-80
12/14	at Southern Illinois	59-68
12/19	Harris-Stowe	69-62
12/21	at Tenn.-Martin	55-79
1/8	at Southeast Mo.	68-74
1/11	Truman State	54-62
1/15	at Missouri State	50-87
1/20	Northwest Missouri	86-56
1/31	at Northwest Mo.*	73-74
2/1	at Truman State	61-91
2/8	Central Missouri	61-77
2/11	Washington Univ.	60-55
2/15	Southeast Missouri	56-76
2/19	Missouri State	70-96
2/22	Central Missouri	73-87
*Game forfeited to S&T		

## 1958-59 (5-15, 2-8)

12/2	Lincoln	55-79
12/6	at Blackburn	90-74
12/9	Southern Illinois	72-94
12/12	Greenville	96-67
12/13	Harris-Stowe	73-63
12/17	at Westminster	41-84
12/18	Tennessee-Martin	74-79
12/20	at Washington Univ.	53-60
1/7	at Lincoln	81-98
1/10	Central Missouri	68-66
1/14	at Missouri State	57-85
1/17	Washington Univ.	51-52
1/30	at Northwest Mo.	49-73
1/31	at Truman State	71-88
2/4	Missouri State	51-89
2/10	at Southeast Mo.	63-77
2/14	Northwest Missouri	49-56
2/18	at Central Missouri	76-74
2/21	Southeast Missouri	78-91
2/24	Truman State	76-95

## 1959-60 (6-17, 1-9)

12/1	John Brown	83-70
12/5	Blackburn	80-61
12/8	at Washington Univ.	71-86
12/12	Evangel	86-70
12/15	Westminster	83-80
12/17	at Harris-Stowe	62-68
12/19	at Tenn.-Martin	74-84
12/28	Northwest Mo. #	56-86
12/29	Eastern Illinois #	87-104
12/30	Central Missouri #	55-56
1/6	Missouri State	75-103
1/9	Northwest Missouri	54-53
1/12	at Central Missouri	53-77
1/16	Henderson State	98-66
1/29	at Northwest Mo. +	63-64
1/30	at Truman State	68-96
2/3	Harris-Stowe	70-80
2/6	at Southeast Mo.	56-94
2/9	SIU-Alton	88-67
2/13	at Missouri State	52-74

2/16	Southeast Missouri	79-88
2/20	Central Missouri	69-74
2/24	Truman State	68-70
<i>12/28-30: MIAA Christmas Tournament, Kirksville, Mo.</i>		

## 1960-61 (8-15, 1-9)

12/1	at SIU-Alton	78-58
12/3	Evangel	89-66
12/7	at Washington Univ.	52-54
12/10	at Westminster	66-73
12/15	Harris-Stowe	80-64
12/17	Tennessee-Martin	81-71
12/22	at Memphis	50-111
12/28	Truman State #	71-93
12/29	Northeastern St. #	76-70
12/30	at Central Missouri	52-67
1/4	at Harris-Stowe	50-82
1/6	John Brown	96-57
1/9	Truman State	63-80
1/14	Central Missouri	49-48
1/24	at Southeast Mo.	70-74
1/28	at Northwest Mo.	65-82
1/30	at Truman State	52-79
2/4	Northwest Missouri	57-69
2/11	Missouri State	66-93
2/18	at Central Missouri	58-71
2/20	at Missouri State	83-91
2/22	at Evangel	78-71
2/25	Southeast Missouri	70-73
<i>12/28-30: MIAA Christmas Tournament, Warrensburg, Mo.</i>		

## 1961-62 (7-16, 0-10)

12/2	Nicholls State	74-72
12/5	Westminster	110-68
12/8	at Harris-Stowe	68-90
12/11	John Brown	90-86
12/14	Evangel	97-44
12/16	at Tenn.-Martin	83-109
12/19	Ottawa	95-61
12/21	Peru State	69-80
12/27	at Southeast Mo.	71-93
12/28	Truman State #	68-77
12/29	Northwest Mo. #	75-71
1/6	at Central Mo.	65-105
1/8	at Missouri State	60-74
1/12	Northwest Missouri	51-55
1/22	Missouri State	79-93
1/26	at Truman State	69-87
1/27	at Northwest Mo.	74-76
2/3	at Southeast Mo.	68-93
2/8	Harris-Stowe	94-85
2/12	Truman State	74-91
2/15	at Washington U.	87-111
2/19	Central Missouri	78-91
2/24	Southeast Missouri	91-95
<i>12/27-29: MIAA Christmas Tournament, Cape Girardeau, Mo.</i>		

## 1962-63 (6-16, 1-9)

11/30	Evangel	100-70
12/4	at Westminster	67-71
12/7	Harris-Stowe	92-87
12/11	at Washington Univ.	74-90
12/13	John Brown	108-86
12/15	at Arkansas State	65-83
12/18	Arkansas-Pine Bluff	80-85
12/20	William Penn	89-76
12/27	Southeast Mo. #	79-95
12/28	William Jewell #	70-83
12/29	Tarkio #	81-61
1/4	at Harris-Stowe	68-88
1/7	Central Missouri	80-90
1/12	Southeast Mo.	88-102
1/21	Truman State	75-82
1/26	at Missouri State	54-92



# ALL-TIME RESULTS

1/28 at Central Mo. 82-108  
 2/4 Missouri State 91-102  
 2/8 Northwest Missouri 79-67  
 2/16 at Northwest Mo. 73-88  
 2/18 at Truman State 87-101  
 2/23 at Missouri State 80-85

12/27-29: MIAA Christmas Tournament, Maryville, Mo.

## 1963-64 (5-17, 0-10)

12/2 Evangel 78-66  
 12/4 at Washington U. 66-107  
 12/7 at Principia 97-68  
 12/12 John Brown 71-82  
 12/14 Harris-Stowe 91-86  
 12/19 Southeast Mo. # 63-74  
 12/20 Central Missouri # 66-88  
 12/21 Northwest Mo. # 72-71  
 1/6 Truman State 87-103  
 1/13 Central Missouri 83-92  
 1/16 at Southern Illinois 72-110  
 1/18 at Southeast Mo. 62-105  
 1/27 at Northwest Mo. 78-89  
 1/28 at Truman State 85-112  
 2/1 Northwest Missouri 76-83  
 2/5 at Harris-Stowe 70-82  
 2/8 Missouri State 80-113  
 2/11 at Evangel 76-88  
 2/15 at Central Missouri 78-86  
 2/17 at Missouri State 63-87  
 2/19 Principia 94-96  
 2/22 Southeast Missouri 73-93

12/19-21: MIAA Christmas Tournament, Springfield, Mo.

## 1964-65 (11-12, 3-7)

12/1 at Washington Univ. 69-82  
 12/11 McKendree 69-76  
 12/16 Bethel 91-80  
 12/17 Bethel 81-79  
 12/21 Missouri State 83-103  
 12/22 Southeast Missouri 79-82  
 12/23 Northwest Missouri 85-68  
 1/4 at Missouri State 72-89  
 1/8 Northwest Missouri 94-80  
 1/12 at Central Missouri 71-78  
 1/16 MacMurray 87-81  
 1/23 at Northwest Mo. 64-66  
 1/25 at Truman State 64-82  
 1/30 at Southeast Mo. 62-97  
 2/1 Harris-Stowe 87-71  
 2/3 at Principia 64-59  
 2/6 at MacMurray 59-78  
 2/8 Truman State 73-64  
 2/15 Central Missouri 61-65  
 2/17 Principia 73-57  
 2/20 Southeast Missouri 81-78  
 2/23 Missouri State 70-78  
 2/27 at McKendree 100-89

12/21-23: MIAA Christmas Tournament, Rolla

## 1965-66 (11-8, 3-7)

12/1 at Washington Univ. 62-74  
 12/4 MacMurray 86-56  
 12/11 Central Missouri 66-83  
 12/13 Missouri State 81-89  
 12/18 at Harris-Stowe 90-75  
 1/5 Harris-Stowe 94-79  
 1/8 Truman State 51-68  
 1/10 Northwest Missouri 84-52  
 1/13 Missouri Valley 108-78  
 1/15 at MacMurray 86-77  
 1/28 at Missouri Valley 95-76  
 1/29 at Truman State 90-80  
 1/31 at Northwest Mo. 72-74  
 2/5 Southeast Missouri 88-83

2/10 Regis 75-67  
 2/12 at Southeast Mo. 81-92  
 2/16 McKendree 111-71  
 2/19 at Central Missouri 76-96  
 2/21 at Missouri State 82-89

## 1966-67 (11-11, 3-7)

12/1 Harris-Stowe 97-86  
 12/3 at Central Methodist 78-66  
 12/10 Missouri State 72-76  
 12/12 Central Missouri 95-82  
 12/17 McKendree 99-71  
 12/19 Sam Houston State 72-91  
 12/28 at McNeese State 55-73  
 12/29 S'eastern Okla. # 61-72  
 1/4 at Harris-Stowe 89-77  
 1/7 Northwest Missouri 87-62  
 1/9 Truman State + 64-65  
 1/13 at Mo.-St. Louis + 70-74  
 1/24 at Missouri Valley 80-77  
 1/28 at Northwest Mo. 56-52  
 1/30 at Truman State 58-61  
 2/4 Southeast Missouri 69-74  
 2/8 at McKendree 87-58  
 2/11 at Southeast Mo. 73-78  
 2/15 Missouri Valley 89-74  
 2/18 at Missouri State 53-73  
 2/20 at Central Missouri 74-94  
 2/25 Missouri-St. Louis 86-58

12/28-29: McNeese State Tournament, Lake Charles, La.

## 1967-68 (13-10, 4-6)

12/2 Central Methodist 89-57  
 12/5 Harris-Stowe 67-59  
 12/8 John Brown # 74-70  
 12/9 at Southwest Bapt. 72-64  
 12/11 Missouri Valley 87-79  
 12/13 Pittsburg State 76-62  
 12/16 at Southeast Mo. 55-57  
 12/19 Trinity 62-80  
 1/4 at Central Missouri 67-76  
 1/6 at Missouri State 65-89  
 1/11 Truman State 83-76  
 1/13 Northwest Missouri 79-70  
 1/25 at Pittsburg State 66-80  
 1/27 at Truman State 54-65  
 1/29 at Northwest Mo. 63-70  
 2/3 Southwest Baptist 69-63  
 2/7 at Harris-Stowe 80-77  
 2/10 Southeast Missouri 80-63  
 2/13 at Missouri Valley 73-52  
 2/17 Central Missouri 73-63  
 2/19 Missouri State 62-64  
 2/22 at Southwest Bapt. 52-55  
 2/24 at McKendree 69-94

12/8-9: Southwest Baptist Tournament, Bolivar, Mo.

## 1968-69 (5-17, 0-10)

11/30 Harris-Stowe 60-49  
 12/2 S'eastern Okla. 70-64  
 12/6 Lincoln # 61-81  
 12/7 Missouri Southern # 65-78  
 12/10 Missouri Valley 65-45  
 12/14 Southeast Missouri 78-79  
 12/16 at Trinity 70-93  
 12/18 at Texas-Arlington 82-84  
 1/4 at Missouri State 46-92  
 1/6 at Central Missouri 65-67  
 1/9 Northwest Missouri 58-65  
 1/11 Truman State 54-70  
 1/23 Pittsburg State 62-78  
 1/25 at Northwest Mo. 48-63  
 1/27 at Truman State 52-77  
 2/1 at Lincoln 90-96  
 2/3 at Missouri Valley 99-69

2/8 at Southeast Mo. 69-90  
 2/13 Pershing 46-67  
 2/15 Missouri State 49-92  
 2/17 Central Missouri 70-85  
 2/21 McKendree 79-77

12/6-7: Southwest Baptist Tournament, Bolivar, Mo.

## 1969-70 (10-13, 2-8)

12/4 Washington Univ. 55-60  
 12/6 Harris-Stowe 88-73  
 12/8 at Pittsburg State 59-79  
 12/13 at Central Missouri 68-88  
 12/15 Missouri State 65-79  
 12/19 S'eastern Okla. 85-66  
 12/20 S'eastern Okla. 57-46  
 12/29 Stephen F. Austin # 58-86  
 12/30 S'eastern Okla. # 60-69  
 1/5 Texas-Arlington 67-64  
 1/8 Wis.-Milwaukee 78-70  
 1/10 Southeast Missouri 62-71  
 1/12 Lincoln 80-72  
 1/17 SIU-Edwardsville 73-66  
 1/28 at Harris-Stowe 92-85  
 1/31 Central Missouri 70-82  
 2/2 at Missouri State 66-100  
 2/7 at Truman St. + 89-87  
 2/9 at Northwest Mo. 58-69  
 2/14 Truman State 86-74  
 2/16 Northwest Missouri 55-82  
 2/21 at Southeast Mo. 82-101  
 2/23 at Wis.-Milwaukee 59-89

12/29-30: McNeese State Tournament, Lake Charles, La.

## 1970-71 (9-13, 5-7)

12/2 Pittsburg State 66-73  
 12/5 at Washington Univ. 64-68  
 12/8 at SIU-Edwardsville 68-94  
 12/12 Harris-Stowe 87-24  
 12/14 Southeast Missouri 75-78  
 1/4 at Wis.-Milwaukee 54-58  
 1/9 at Northwest Mo. 67-74  
 1/11 at Truman State + 75-83  
 1/16 at Southeast Mo. 78-87  
 1/18 at Lincoln 86-82  
 1/20 at Illinois-Chicago 70-80  
 1/23 College of Ozarks 92-62  
 1/26 Missouri Valley 103-75  
 1/30 Truman State 67-68  
 2/1 Northwest Missouri 66-63  
 2/6 at Missouri State 70-66  
 2/8 at Central Missouri 61-82  
 2/13 Illinois-Chicago 79-60  
 2/15 Lincoln 106-74  
 2/20 Missouri State 79-81  
 2/22 Central Missouri 78-73  
 2/26 Wis.-Milwaukee 72-74

## 1971-72 (12-11, 7-5)

12/2 at Memphis 66-108  
 12/4 SIU-Edwardsville 96-90  
 12/6 at Pittsburg State 85-92  
 12/10 Wis.-Milwaukee 81-60  
 12/11 Missouri Valley 101-59  
 12/29 Southwest Bapt. # 79-86  
 12/30 at Lincoln 92-97  
 1/7 at Wis.-Milwaukee 60-79  
 1/8 at Loyola, Ill. 69-93  
 1/11 Concordia, Wis. 57-55  
 1/15 Southeast Missouri 95-86  
 1/17 at Lincoln 79-86  
 1/22 at Southeast Mo. 73-85  
 1/29 Northwest Missouri 95-73  
 1/31 Truman State 98-90  
 2/5 Missouri State 70-69  
 2/7 at Central Missouri 80-78

2/12 at Concordia 59-51  
 2/14 Lincoln + 79-81  
 2/19 at Missouri State 58-77  
 2/21 Central Missouri 97-77  
 2/26 at Northwest Mo. 72-71  
 2/28 at Truman State 71-87  
 12/29-30: Lincoln Tournament, Jefferson City, Mo.

## 1972-73 (15-11, 8-4)

11/29 Westminster 77-71  
 12/1 at Wis.-Milwaukee 83-93  
 12/2 at Wis.-Parkside 66-72  
 12/7 Lincoln 88-74  
 12/9 Pittsburg State 66-67  
 12/29 Ohio Dominican # 81-56  
 12/30 West Va. Tech # 97-79  
 1/4 Central Missouri # 105-77  
 1/5 at Missouri State 61-82  
 1/6 Northwest Mo. # 85-70  
 1/11 Wis.-Milwaukee 65-67  
 1/13 Northwest Missouri 86-75  
 1/15 Truman State 68-65  
 1/20 at Central Missouri 70-77  
 1/22 at Missouri State 59-71  
 1/27 Southeast Missouri 91-72  
 1/29 Eastern Illinois 85-84  
 2/3 at Southeast Mo. 75-61  
 2/5 Culver-Stockton 66-69  
 2/7 at Westminster 68-69  
 2/10 at Truman State 89-76  
 2/12 at Northwest Mo. 71-86  
 2/17 at Lincoln 77-80  
 2/21 at SIU-Edwards. 101-88  
 2/24 Central Missouri 91-83  
 2/26 Missouri State 82-73

12/29-30: Appalachian Classic, Montgomery, W.Va.

1/4-6: MIAA Tourn., Springfield, Mo.

## 1973-74 (12-12, 7-5)

11/30 at Memphis 79-103  
 12/1 Wis.-Parkside 61-57  
 12/4 Peru State 96-80  
 12/5 at Pittsburg State 73-76  
 12/8 at Southern Illinois 64-102  
 12/29 at Wis.-Stevens Pt.+ 81-78  
 12/30 Texas State # 73-79  
 1/3 Southeast Mo. # 76-67  
 1/4 at Missouri State 65-89  
 1/5 Northwest Mo. # 67-70  
 1/12 at Northwest Mo. 68-71  
 1/14 at Truman State 78-83  
 1/19 Central Missouri 110-82  
 1/21 Missouri State 79-78  
 1/26 at Southeast Mo. 76-79  
 2/2 Southeast Missouri 87-79  
 2/6 at Lincoln 69-86  
 2/9 Truman State 94-74

## 1973-74 (cont.)

2/11 Northwest Missouri 82-75  
 2/14 Westminster 101-69  
 2/16 Lincoln 98-95  
 2/23 at Central Mo. # 100-118  
 2/25 at Missouri State 88-79  
 3/2 at Eastern Illinois 75-84  
 12/29-30: Sentry Classic, Stevens Pt., Wis.  
 1/3-5: MIAA Tourn., Springfield, Mo.



# ALL-TIME RESULTS

## 1974-75 (16-9, 8-4)

11/30	Wis.-Stevens Pt.	77-57
12/2	Pittsburg State	88-71
12/5	Norfolk State	74-87
12/7	Missouri Valley	92-72
12/27	at Youngstown St.	68-70
12/28	Baltimore #	63-59
1/2	Lincoln #	61-68
1/3	Central Missouri #	96-83
1/4	Pittsburg State #	82-80
1/7	William Penn	63-46
1/11	Northwest Missouri	70-63
1/13	Truman State	77-65
1/18	at Central Missouri	86-79
1/20	at Missouri State	59-82
1/25	Southeast Missouri	79-54
2/1	at Southeast Mo.	61-90
2/5	Lincoln	72-70
2/8	at Truman State	55-74
2/10	at Northwest Mo.	71-60
2/15	at Lincoln	64-82
2/19	Harris-Stowe	80-51
2/22	Central Missouri	93-85
2/24	Missouri State	74-64

## NCAA Division II Regionals (at Grand Forks, N.D.)

3/7	at North Dakota	61-72
3/8	Augustana, S.D.	64-71

12/27-28: *Youngstown State Classic, Youngstown, Ohio*  
1/2-4: *MIAA Tournament, Springfield, Mo.*

## 1975-76 (18-9, 10-2)

### MIAA Champions

11/28	Ark.-Monticello	84-66
11/29	Missouri Southern	78-72
12/4	at Illinois	65-67
12/6	Harris-Stowe	85-48
12/8	Eastern Illinois	66-81
12/29	Elmhurst	77-53
1/1	SIU-Edwardsville #	84-68
1/2	Northwest Mo. #	92-72
1/3	at Missouri State	63-65
1/6	William Penn	64-43
1/10	at Northwest Mo.	67-65
1/12	at Truman State	61-67
1/17	Central Missouri	63-59
1/19	Missouri State	67-65
1/24	at Southeast Mo.	74-73
1/27	Culver-Stockton +	73-61
1/31	Southeast Missouri	84-73
2/4	at Lincoln	60-79
2/7	Truman State	81-64
2/9	Northwest Missouri	77-75
2/14	Lincoln	71-63
2/16	at Pittsburg State	60-63
2/21	at Central Missouri	74-64
2/23	at Missouri State	83-66
2/28	at Eastern Illinois	48-70

## NCAA Division II Regionals (at Thibodaux, La.)

3/11	Grambling	61-67
3/12	Lincoln +	84-86

11/28-29: *Miner Classic, Rolla*  
1/1-3: *MIAA Tournament, Springfield, Mo.*

## 1976-77 (18-8, 7-5)

11/26	Lyon	77-62
11/27	Harris-Stowe	62-42
12/1	Drury	71-64
12/3	Washburn #	71-68
12/4	Peru State #	79-70
12/6	Pittsburg State	81-51
12/13	at Ky. Wesleyan	73-87
12/20	at Arkansas State	57-82
1/6	Central Missouri #	87-72
1/7	Truman State #	76-82
1/8	at Missouri State	60-57

1/12	New Haven	87-46
1/15	Northwest Missouri	80-64
1/17	at Truman State	79-73
1/22	Central Missouri	61-64
1/24	at Missouri State	63-80
1/29	Southeast Missouri	89-75
1/31	Westminster	92-77
2/5	at Southeast Mo.	88-80
2/9	Lincoln	59-74
2/12	Truman State	80-64
2/14	at Northwest Mo.	85-69
2/19	at Lincoln	61-82
2/22	at Drury	74-69
2/26	at Central Missouri	65-79
2/28	Missouri State	78-73

12/3-4: *Shrine Classic, Kirksville, Mo.*  
1/6-8: *MIAA Tournament, Springfield, Mo.*

## 1977-78 (8-16, 1-11)

11/26	Harris-Stowe	92-52
11/30	at Drury	77-106
12/3	at Pittsburg State	84-56
12/5	Ark.-Pine Bluff	64-56
12/17	at Arkansas State	57-68
12/19	William Penn	55-47
12/30	Alaska-Anchorage	104-81
1/5	Truman State # +	89-79
1/6	Drury #	62-79
1/7	Central Missouri #	80-87
1/9	Ky. Wesleyan	71-63
1/12	Southeast Missouri	76-72
1/16	at Lincoln	63-65
1/21	Northwest Mo. +	74-76
1/23	Truman State	72-98
1/28	at Missouri State	54-62
2/2	Central Missouri	78-94
2/6	at Southeast Mo.	75-87
2/9	Drury	82-114
2/13	Lincoln	76-89
2/18	at Truman State	82-102
2/20	at Northwest Mo. +	79-80
2/25	at Central Missouri	76-96
2/27	Missouri State	53-56

1/5-7: *MIAA Tournament, Springfield, Mo.*

## 1978-79 (9-15, 3-9)

11/24	UMKC #	70-92
11/25	at Mo.-St. Louis	83-92
11/29	at Western Illinois	79-93
12/1	Concordia, Wis. #	74-73
12/9	Westminster	89-77
12/16	at Mo. Southern	61-81
1/4	Truman State #	68-81
1/5	Northwest Mo. # ++	88-86
1/6	Southeast Mo. #	54-62
1/8	William Penn	71-64
1/11	at Southeast Mo.	61-78
1/15	Lincoln	52-69
1/20	at Northwest Mo. +	83-84
1/22	at Truman State	71-82
1/27	Missouri State	83-76
2/1	at Central Missouri	65-70
2/5	Southeast Missouri	69-74
2/8	Shaw, Mich.	68-64
2/10	Missouri Baptist	83-63
2/12	at Lincoln	64-85
2/17	Truman State	81-91
2/19	Northwest Missouri	74-69
2/24	Central Missouri	86-76
2/26	at Missouri State	70-85

11/28-29: *UMSL Tournament, St. Louis, Mo.*  
1/4-6: *MIAA Tournament, Springfield, Mo.*

## 1979-80 (11-14, 5-7)

11/30	Morningside +++	75-72
12/1	UMKC	104-84

12/8	Western Illinois	71-80
12/15	at Arkansas Tech	70-88
12/28	at Ala.-Birmingham	65-100
12/29	Southern Illinois #	74-85
1/3	Southeast Mo. #	93-63
1/4	Central Missouri #	69-87
1/5	at Missouri State	59-74
1/8	Baker	67-62
1/12	Maryville	70-60
1/14	at Lincoln	70-81
1/19	Northwest Mo. +	69-65
1/21	Truman State	83-81
1/26	at Missouri State	75-88
1/29	Missouri Southern	76-78
2/2	Central Missouri	67-69
2/4	at Southeast Mo.	75-88
2/7	Westminster	76-69
2/11	Lincoln	76-78
2/16	at Truman State	90-69
2/18	at Northwest Mo.	75-65
2/23	at Central Missouri	74-76
2/25	Missouri State	97-82
2/27	Southeast Mo.	93-100

11/30-12/1: *Miner Invitational, Rolla*  
12/28-29: *UAB Classic, Birmingham, Ala.*  
1/3-5: *MIAA Tournament, Springfield, Mo.*

## 1980-81 (12-13, 4-10)

11/21	LeTourneau #	81-86
11/22	Lindenwood #	81-39
11/25	Westminster	95-62
11/28	Missouri-St. Louis #	77-63
11/29	Graceland #	77-78
12/2	Maryville	100-67
12/6	Pittsburg State	89-58
12/13	Arkansas Tech	78-72
1/2	Pittsburg State #	80-59
1/3	at Mo. Southern	79-65
1/7	at Southeast Mo.	71-69
1/10	at Mo.-St. Louis	73-88
1/12	Lincoln	66-91
1/17	at Northwest Mo.	59-63
1/19	at Truman State	71-76
1/24	Missouri State	68-54
1/31	at Central Missouri	61-84
2/2	Southeast Missouri	62-56
2/4	at Missouri State	65-68
2/7	Missouri-St. Louis	62-67
2/9	at Lincoln	70-94
2/14	Truman State ++	92-94
2/16	Northwest Missouri	63-78
2/21	Central Missouri	64-63

## MIAA Post-Season Tournament

2/24	at Lincoln	61-79
------	------------	-------

11/21-22: *Greenville Tournament, Greenville, Ill.*  
11/28-29: *UMKC Tournament, Kansas City, MO*  
1/2-3: *Green & Gold Tourn., Joplin, Mo.*

## 1981-82 (12-14, 4-8)

11/21	Savannah State #	59-70
11/22	Pikeville #	74-85
11/24	Maryville	82-78
12/2	Westminster	83-48
12/4	at Lindenwood	109-53
12/5	Harris-Stowe #	87-64
12/8	Missouri Valley #	99-71
12/12	at Evangel	63-65
1/1	Baker #	72-84
1/2	Oklahoma Baptist #	91-59
1/5	at Arkansas State	53-72
1/9	at Lincoln	65-63
1/12	Harris-Stowe	98-74
1/16	Northwest Missouri	76-70
1/18	Truman State	87-73
1/23	at Southeast Mo.	68-80

1/25	at Mo.-St. Louis	59-75
1/27	Central Missouri	60-78
1/30	Lincoln	81-76
2/2	Evangel	82-81
2/6	at Northwest Mo.	77-85
2/8	at Truman State	67-90
2/13	Southeast Missouri	74-93
2/15	Missouri-St. Louis	60-68
2/20	at Central Missouri	43-62

## MIAA Post-Season Tournament

2/23	at Truman State	60-98
------	-----------------	-------

11/21-22: *Bellarmino Tournament, Louisville, Ky.*  
12/4-5: *UMSL Tournament, St. Louis, Mo.*  
1/1-2: *Missouri Southern Tournament, Joplin, Mo.*

## 1982-83 (14-12, 4-8)

11/19	Missouri Valley	87-76
11/20	at Washington Univ.	76-57
11/25	Okl. Christian #	63-94
11/26	Bible Baptist # +	71-69
11/27	at Evangel +	79-75
12/3	Lindenwood	99-48
12/4	Illinois College	85-68
12/11	at Evangel	59-70
12/29	Northeastern St. #	62-71
12/30	Colorado Mines #	72-64
1/4	at Arkansas State	51-71
1/8	at Truman State	91-71
1/11	Evangel	89-68
1/15	at Lincoln	70-79
1/19	Missouri-St. Louis	79-76
1/22	at Northwest Mo.	58-71
1/26	Southeast Missouri	75-77
1/29	Washington Univ.	72-59
2/2	Central Missouri	60-73
2/5	Lincoln	87-70
2/9	at Mo.-St. Louis	67-80
2/12	Northwest Missouri	55-56
2/16	at Southeast Mo.	67-95
2/19	Harris-Stowe	79-69
2/23	at Central Missouri	76-81
2/26	Truman State	83-75

## 11/25-27: Evangel Tournament, Springfield, Mo.

## 12/29-30: Emporia Jaycees Tournament, Emporia, Kan.

## 1983-84 (14-9, 4-8)

11/19	at Bellarmine +	85-83
11/20	Ark.-Pine Bluff #	63-70
11/25	at Maryville	93-64
11/28	Northeastern State	74-54
12/1	Harris-Stowe	80-53
12/3	Illinois College	92-64
12/10	at Evangel	63-58
1/3	at Arkansas State	63-56
1/7	at Southern Ind.	78-73
1/11	Truman State	74-80
1/14	Lincoln	61-45
1/18	at Mo.-St. Louis	69-79
1/21	Northwest Missouri	73-74
1/25	at Southeast Mo.	65-68
1/28	Parks	81-44
2/1	at Central Missouri	52-80
2/4	at Lincoln	59-53
2/8	Missouri-St. Louis	88-73
2/11	at Northwest Mo.	65-74
2/15	Southeast Missouri	80-71
2/18	Evangel	77-73
2/22	Central Missouri	65-73
2/25	at Truman State	64-70

11/19-20: *Bellarmino Tournament, Louisville, Ky.*





# ALL-TIME RESULTS

## 1984-85 (13-13, 4-8)

11/17	Southern Indiana	81-65
11/19	Harris-Stowe	81-49
11/24	at Arkansas State	56-75
11/27	Lindenwood	77-52
12/1	at Quincy	61-67
12/5	Maryville	100-58
12/8	Missouri Valley	87-55
12/19	Cumberland #	66-75
12/20	Ind.-Southeast #	68-59
12/29	at Mississippi	62-86
1/3	SIU-Edwardsville	86-73
1/5	at Northeastern St.	67-76
1/9	at Southeast Mo.	60-72
1/12	at Central Missouri	49-68
1/16	Missouri-St. Louis	65-94
1/19	at Truman State	49-51
1/23	Lincoln	82-71
1/26	Parks	95-52
1/30	at Northwest Mo.	54-70
2/2	Southeast Missouri	57-80
2/6	at Mo.-St. Louis	69-78
2/9	Central Missouri	47-48
2/13	at Lincoln	61-42
2/16	Truman State	60-59
2/20	Northwest Missouri	77-55
2/23	at SIU-Edwardsville	51-49

12/19-20: *Southern Indiana Classic, Evansville, Ind.*

## 1985-86 (8-17, 3-9)

11/22	at Northeastern St.	50-63
11/23	Okla. Arts & Sci. #	51-54
11/26	Harris-Stowe	79-47
11/29	SIU-Edwardsville	71-80
12/2	Missouri Valley	92-62
12/7	at Quincy	66-65
12/26	Angelo State #	57-64
12/27	Livingstone #	68-84
12/28	Texas A&M-Com. #	82-70
1/2	at Arkansas State	51-72
1/4	Abilene Christian	77-83
1/8	Southeast Missouri	80-67
1/11	Central Missouri	59-67
1/15	at Mo.-St. Louis	73-79
1/18	Truman State	60-83
1/22	at Lincoln	58-72
1/25	Missouri Baptist	68-60
1/29	Northwest Missouri	58-63
2/1	at Southeast Mo.	56-65
2/5	Missouri-St. Louis	63-55
2/8	at Central Missouri	62-75
2/12	Lincoln	57-54
2/15	at Truman State	70-79
2/19	at Northwest Mo.	63-84
2/22	at SIU-Edwards.*	55-62

\*Game forfeited to S&T

11/22-23: *Northeastern State Tourn., Tahlequah, Okla.*

12/26-28: *Quincy Tourn., Quincy, Ill.*

## 1986-87 (15-11, 5-9)

11/25	Westminster	83-65
11/29	Lindenwood	88-57
12/3	Harris-Stowe	95-45
12/6	Missouri Valley	96-79
12/8	Webster	93-65
12/13	SIU-Edwardsville	95-93
12/28	at Quincy	88-81
12/29	Wis.-Parkside #	96-80
12/30	West Texas A&M #	57-66
1/2	at Quincy	77-83
1/7	at Southeast Mo.	66-75
1/10	at Central Missouri	75-73
1/14	Missouri-St. Louis	76-68
1/17	at Truman State	81-67
1/21	Lincoln	67-85

1/24	Southwest Baptist	86-94
1/28	at Northwest Mo.	87-96
1/31	Southeast Missouri	79-88
2/4	at Mo.-St. Louis	79-82
2/7	Central Missouri	50-71
2/11	at Lincoln	59-67
2/14	Truman State State	64-53
2/16	Quincy	63-57
2/18	Northwest Missouri	71-89
2/21	at Southwest Bapt.	72-71
2/23	at Missouri Baptist	104-85

12/28-30: *Quincy Tourn., Quincy, Ill.*

## 1987-88 (12-13, 6-8)

11/23	Harris-Stowe	93-73
11/28	at Missouri Western	66-75
11/30	at Mo. Southern +	80-81
12/5	Missouri Valley	69-66
12/7	Westminster	75-64
12/9	at Arkansas State	54-64
12/12	Lindenwood	102-57
12/22	Quincy	65-75
1/2	at SIU-Edwards. +	72-82
1/3	Lincoln #	75-66
1/9	at Northwest Mo.	72-86
1/13	Southeast Missouri	83-90
1/16	Central Missouri	63-65
1/20	at Mo.-St. Louis	72-84
1/23	Truman State	89-70
1/27	at Lincoln	83-74
1/30	at Southwest Bapt.	57-60
2/3	Northwest Missouri	82-71
2/6	at Southeast Mo.	78-95
2/10	Missouri-St. Louis	67-82
2/13	at Central Missouri	71-84
2/17	Lincoln	94-79
2/20	at Truman State	82-79
2/24	Missouri Western	93-80
2/27	Southwest Baptist	87-76

1/2-3: *SIUE Classic, Edwardsville, Ill.*

## 1988-89 (9-16, 4-10)

11/21	at Quincy	64-66
11/25	at Ind.-Southeast	73-67
11/26	at Bellarmine	53-55
11/29	Missouri Southern	62-63
12/3	Rockhurst	60-66
12/5	Westminster	86-72
12/7	Harris-Stowe	85-54
12/10	Pittsburg State	78-68
1/4	at Mo. Southern	62-63
1/6	Central Methodist #	90-62
1/7	at Pittsburg State	65-72
1/11	at Southeast Mo.	65-77
1/14	at Central Missouri	60-69
1/18	Missouri-St. Louis	60-70
1/21	at Truman State	62-72
1/25	at Lincoln	63-58
1/28	Southwest Baptist	63-66
2/1	at Northwest Mo.	64-79
2/4	Southeast Missouri	59-85
2/8	at Mo.-St. Louis	62-57
2/11	Central Missouri	51-58
2/15	Lincoln	74-56
2/18	Truman State	74-60
2/22	Northwest Missouri	57-76
2/25	at Southwest Bapt.	63-78

1/6-7: *Pittsburg State Tournament, Pittsburg, Kan.*

## 1989-90 (10-16, 7-9)

11/17	Oakland City #	89-64
11/18	at Southern Ind.	66-76
11/25	Webster	75-47
12/2	Drury	64-79
12/4	Westminster	100-62
12/9	at Rockhurst	79-86

12/16	at Truman State	54-63
1/4	at Eckerd	63-75
1/5	at Tampa	69-88
1/10	Southwest Baptist	59-71
1/13	at Missouri Western	71-82
1/17	Missouri-St. Louis	57-66
1/20	Central Missouri	46-48
1/24	Missouri Southern	67-45
1/27	at Pittsburg State	50-48
1/30	at Southwest Bapt.	49-66
2/3	Southeast Missouri	56-57
2/7	at Mo.-St. Louis	57-68
2/10	at Washburn	74-66
2/14	at Mo. Southern	54-69
2/17	Pittsburg State	72-68
2/21	at Southeast Mo.	72-84
2/24	Northwest Mo. +	66-58
2/28	at Lincoln	92-79
3/3	Truman State	60-57

## MIAA Post-Season Tournament

3/6	at Southwest Bapt.	62-76
-----	--------------------	-------

11/17-18: *Southern Indiana Tournament, Evansville, Ind.*

## 1990-91 (13-14, 4-12)

11/22	John Brown #	82-71
11/23	Harding #	91-80
11/24	at Evangel	67-63
11/27	Culver-Stockton	96-53
12/1	at Drury	68-74
12/3	Westminster	91-63
12/8	Truman State	79-72
12/15	at Ark.-Pine Bluff	74-72
1/2	Ark.-Pine Bluff*	66-69
1/4	Cameron #	84-74
1/5	Mont. St.-Billings #	74-68
1/10	at Southwest Bapt.	64-96
1/12	Missouri Western	62-81
1/16	at Mo.-St. Louis	73-77
1/19	at Central Missouri	64-87
1/23	at Mo. Southern	66-80
1/26	Pittsburg State	53-51
1/30	Southwest Baptist	57-83
2/2	at Southeast Mo.	59-70
2/6	Missouri-St. Louis	58-61
2/9	Washburn	76-63
2/13	Missouri Southern	77-71
2/16	at Pittsburg State	80-79
2/20	Southeast Missouri	65-87
2/23	at Northwest Mo.	80-84
2/28	Lincoln	67-70
3/2	at Truman State	50-83

\*Game forfeited to S&T

11/22-24: *Evangel Tournament, Springfield, Mo.*

1/4-5: *Hillyard Classic, Maryville, Mo.*

## 1991-92 (17-9, 10-6)

11/22	Grand Valley St. #	114-84
11/23	Oakland, Mich. #	77-71
11/29	Culver-Stockton #	110-99
11/30	Benedictine #	112-98
12/2	at Kansas State	78-90
12/7	Lyon	84-79
12/11	Webster	128-74
1/3	at Grand Canyon	74-92
1/4	E. New Mexico #	89-84
1/9	at Southwest Bapt.	85-81
1/11	at Missouri Western	88-98
1/15	at Mo.-St. Louis	110-85
1/18	Central Missouri	88-90
1/22	Missouri Southern	74-64
1/25	at Pitt. State +++	99-101
1/29	Southwest Baptist	78-66
2/1	at Lincoln	120-99
2/5	Missouri-St. Louis	69-64
2/8	at Washburn	86-99

2/12	at Mo. Southern	69-91
2/15	Pittsburg State	78-70
2/19	Lincoln	100-79
2/22	Northwest Missouri	110-85
2/26	at Emporia State	79-89
2/29	Truman State	97-78

## MIAA Post-Season Tournament

3/3	Pittsburg State	60-71
-----	-----------------	-------

11/22-23: *Executive Inn Classic, Owensboro, Ky.*  
11/29-30: *Hall of Fame Classic, Columbia, Mo.*  
1/3-4: *Lopes Invitational, Phoenix, Ariz.*

## 1992-93 (16-11, 10-6)

11/22	Arkansas Baptist	133-85
11/27	at Florida Tech	103-85
11/28	S.C. Upstate #	74-82
12/1	at Evansville	73-82
12/5	at Lyon	97-85
12/8	at Webster	119-47
12/12	Drury	94-82
12/29	at Northern Arizona	95-85
1/2	Michigan Tech	67-79
1/3	West Texas A&M	67-84
1/6	Southwest Baptist	80-68
1/9	Missouri Western	90-76
1/13	Missouri-St. Louis	86-65
1/16	at Central Mo. +	96-93
1/20	at Mo. Southern	63-90
1/23	Pittsburg State	83-79
1/26	at Southwest Bapt.	63-79
1/30	Lincoln	97-92
2/3	at Mo.-St. Louis	89-81
2/6	Washburn	77-74
2/10	Missouri Southern	80-85
2/13	at Pittsburg State	71-80
2/17	at Lincoln	84-86
2/20	at Northwest Mo.+	100-103
2/24	Emporia State	102-84
2/27	at Truman State	80-66

## MIAA Post-Season Tournament

3/2	at Southwest Bapt.	74-91
-----	--------------------	-------

11/27-28: *Florida Tech Tournament, Melbourne, Fla.*  
1/2-3: *Pepsi-Cola Shootout, Rolla*

## 1993-94 (11-15, 3-13)

11/20	at Lyon	76-66
11/22	Lindenwood	97-81
11/29	Quincy	88-87
12/3	at Colorado Mines	92-102
12/4	St. Martin's #	81-69
12/8	Westminster	91-50
12/11	Illinois College	96-73
12/18	at Drury	76-85
1/1	Colorado Mines	96-75
1/2	Grand Valley State	79-70
1/5	Lincoln	83-80
1/8	at Northwest Mo.	68-94
1/12	Washburn	69-76
1/15	Missouri-St. Louis	93-65
1/19	at Pittsburg State	74-91
1/22	at Southwest Bapt.	86-91
1/26	Central Missouri	62-72
1/29	at Mo. Southern	92-94
2/3	Emporia State	71-68
2/5	at Missouri Western	71-91
2/9	at Truman State	57-76
2/12	Northwest Missouri	77-81
2/16	at Washburn	75-91
2/19	at Mo.-St. Louis	81-94
2/23	Pittsburg State	71-84
2/26	Southwest Baptist	70-81

12/3-4: *Colorado Mines Tournament, Golden, Colo.*  
1/1-2: *Pepsi-Cola Shootout, Rolla*



# ALL-TIME RESULTS

## 1994-95 (10-16, 2-14)

11/19	Lyon	91-70
11/25	Oakland, Mich. #	73-103
11/26	St. Augustine's #	77-71
11/30	at Quincy	83-80
12/2	Rockhurst	70-65
12/3	Saint Joseph's	82-74
12/6	Maryville	81-60
12/10	Westminster	80-68
12/17	at Lindenwood	80-68
12/19	Drury	78-79
1/4	Missouri Western	77-88
1/7	Northwest Missouri	76-69
1/11	at Washburn	71-100
1/14	at Mo.-St. Louis	69-86
1/18	Pittsburg State	75-89
1/21	Southwest Baptist	62-90
1/25	at Central Missouri	78-94
1/28	Missouri Southern	77-95
2/1	at Emporia State	73-87
2/4	at Lincoln	87-110
2/8	Truman State	68-77
2/11	at Northwest Mo.	69-73
2/15	Washburn	67-82
2/18	Missouri-St. Louis	81-69
2/22	at Pittsburg State	76-94
2/25	at Southwest Bapt.	63-68
11/25-26: Gary Miller Classic, Erie, Pa.		
12/2-3: Pepsi-Cola/Ameritech Shootout, Rolla		

## 1995-96 (25-6, 12-4)

### MIAA Champions

### MIAA Tournament Champions

11/18	at Lyon	90-75
11/21	Lindenwood	87-82
12/1	Missouri Baptist	83-74
12/2	Eckerd	76-60
12/6	Maryville	91-68
12/9	Westminster	96-72
12/16	at Drury	59-73
12/18	Lyon	86-63
12/29	Central Wash. #	75-69
12/30	at Seattle Pacific	81-68
1/3	at Lincoln	68-59
1/6	at Northwest Mo.*	66-71
1/10	Missouri-St. Louis	82-83
1/13	Southwest Bapt. +	81-66
1/17	at Truman State	81-77
1/20	at Pittsburg State +	79-82
1/24	Washburn	75-62
1/27	Central Missouri	74-67
2/1	Emporia State	73-63
2/3	at Mo. Southern	91-81
2/7	at Missouri Western	78-63
2/10	Northwest Mo.*	63-72
2/14	at Mo.-St. Louis	60-59
2/17	at Southwest Bapt.	79-73
2/21	Truman State	69-62
2/24	Pittsburg State	84-76
MIAA Post-Season Tournament		
2/27	Washburn	112-104
2/29	Missouri-St. Louis	74-69
3/2	Central Missouri	67-65

### NCAA Division II Regional (at Rolla)

3/8	Central Missouri	72-67
3/9	North Alabama	80-92
*Games forfeited to S&T		
12/1-2: Pepsi-Cola/Ameritech Shootout, Rolla		
12/29-30: Oak Harbor Classic, Seattle, Wash.		

## 1996-97 (14-12, 6-12)

11/16	Drury	98-69
11/23	Harris-Stowe	94-47
11/26	Maryville	88-59
11/29	Nova S'eastern #	83-68
11/30	at Eckerd	85-74
12/4	at Pittsburg State	46-68
12/6	Missouri Baptist	90-59
12/7	Rockhurst	73-65
12/11	Westminster	75-50
12/14	Lincoln	75-60
12/30	Truman State	73-76
1/4	at Emporia State	81-87
1/6	at Northwest Mo.	61-66
1/11	Missouri Western	81-80
1/15	at Washburn	65-96
1/18	at Central Missouri	71-83
1/22	Missouri Southern	68-61
1/25	Northwest Missouri	53-62
1/28	at Southwest Bapt.	65-71
2/3	Emporia State +	83-81
2/5	Pittsburg State	74-62
2/8	at Truman State	69-45
2/12	at Lincoln ++	81-87
2/15	Washburn	67-69
2/19	at Mo. Southern	65-83
2/22	Southwest Baptist	67-71
11/29-30: Eckerd Classic, St. Petersburg, Fla.		
12/1-2: Pepsi-Cola/Ameritech Shootout, Rolla		

## 1997-98 (12-15, 7-9)

11/22	at St. Mary's, Texas	67-78
11/25	at Rice	57-79
11/28	Arkansas Baptist	110-49
11/29	Rockhurst	75-66
12/3	Westminster	89-61
12/5	Arkansas Tech	55-57
12/6	North Alabama	68-70
12/13	Lincoln	84-70
12/20	at Drury	66-81
12/30	at Arkansas Tech	69-68
1/3	Emporia State	74-56
1/5	Northwest Missouri	69-66
1/10	at Missouri Western	61-82
1/12	at Truman State	63-61
1/14	Washburn	58-71
1/17	Central Missouri	85-90
1/21	at Mo. Southern	75-87
1/24	at Northwest Mo.	65-92
1/26	at Pittsburg State	60-85
1/28	Southwest Baptist	52-50
2/4	Pittsburg State	73-70
2/7	Truman State ++	68-72
2/11	at Lincoln	95-59
2/14	at Washburn	55-77
2/18	Missouri Southern	82-73
2/21	at Southwest Bapt.	81-94

### MIAA Post-Season Tournament

11/24	at Northwest Mo.	67-79
12/28-29: Miner Classic, Rolla		
12/1-2: Pepsi-Cola Shootout, Rolla		

## 1998-99 (12-15, 6-10)

11/17	Hannibal-LaGrange	68-54
11/23	at Rice	59-69
11/27	Arkansas Baptist	105-71
11/28	McKendree	99-80
12/2	at Maryville	88-79
12/4	Montevallo	63-76
12/5	Rockhurst	85-70
12/12	Westminster	104-66
12/19	Tarleton State # +	71-73
12/20	Central Okla. #	78-86
1/2	at Emporia State	68-78
1/4	at Northwest Mo. +	82-79

1/9	Missouri Western	59-76
1/11	Truman State	49-55
1/13	at Washburn	53-56
1/16	at Central Missouri	75-68
1/20	Missouri Southern	74-53
1/23	Northwest Missouri	50-64
1/25	Pittsburg State	64-77
1/28	at Southwest Bapt.	59-71
2/3	at Pittsburg State	57-76
2/6	at Truman State	58-69
2/10	Lincoln	86-72
2/13	Washburn	70-75
2/17	at Mo. Southern	71-67
2/20	Southwest Baptist	86-51

### MIAA Post-Season Tournament

2/22	at Pittsburg State	56-88
11/27-28: Miner Classic, Rolla		
12/4-5: Pepsi-Cola Shootout, Rolla		
12/19-20: High Desert Classic, Las Vegas, Nevada		

## 1999-00 (6-19, 1-17)

11/22	Oakland City	78-76
11/27	Lyon	83-65
12/4	Lincoln	97-83
12/11	at Rockhurst	55-76
12/20	Morehouse #	82-73
12/21	North Florida #	66-75
12/31	at Lincoln	77-70
1/3	Missouri Southern	56-71
1/6	at Southwest Bapt.	70-74
1/8	Emporia State	57-73
1/12	at Pittsburg State	56-60
1/15	Central Missouri	48-64
1/19	Missouri Western	60-65
1/22	at Northwest Mo.	75-88
1/26	at Truman State	65-73
1/29	Washburn	73-72
1/31	at Mo. Southern	63-64
2/2	Southwest Baptist +	67-71
2/5	at Emporia State	54-59
2/9	Pittsburg State	58-60
2/12	at Central Missouri	58-74
2/16	at Missouri Western	77-86
2/19	Northwest Missouri	69-75
2/23	Truman State	62-69
2/26	at Washburn	55-90
12/20-21: Eckerd Classic, St. Petersburg, Fla.		

## 2000-01 (5-21, 3-15)

11/18	William Penn	81-52
11/21	at Southeast Mo.	63-87
11/24	Lincoln #	78-92
11/25	at Rockhurst	53-67
12/6	at Lincoln	83-100
12/9	Rockhurst +	82-79
12/16	Lynn #	65-90
12/17	Barry #	72-87
1/3	Southwest Baptist	72-64
1/6	at Emporia State	82-72
1/8	at Mo. Southern	58-93
1/10	Pittsburg State	67-68
1/13	at Central Missouri	68-82
1/17	at Missouri Western	57-72
1/20	Northwest Missouri	43-72
1/24	Truman State	45-59
1/27	at Washburn	50-92
1/30	at Southwest Bapt.	75-93
2/2	Emporia State	52-61
2/4	Missouri Southern	66-84
2/6	at Pittsburg State	63-70
2/9	Central Missouri	59-64
2/13	Missouri Western	73-79
2/16	at Northwest Mo.	84-93
2/20	at Truman State	84-62
2/23	Washburn	75-93

11/24-25: Rockhurst Classic, Kansas City, Mo.  
12/16-17: MIAA Holiday Classic, Davie, Fla.

## 2001-02 (13-15, 6-12)

11/19	Maryville	88-65
11/23	Regis #	68-65
11/24	Colo. Christian #	73-71
11/30	BYU-Hawaii #	79-89
12/2	at Alaska-Anch.	78-76
12/5	Lincoln	99-95
12/8	Christian Brothers	85-77
12/15	at Mo.-St. Louis	71-67
12/17	at Christian Bros.	71-81
1/2	Missouri Southern	67-75
1/5	at Emporia State	71-80
1/7	Southwest Baptist	79-74
1/9	at Pittsburg State	78-81
1/12	Washburn	53-59
1/16	Central Missouri	60-61
1/19	at Missouri Western	58-77
1/23	at Truman State	68-60
1/26	Northwest Missouri	73-79
1/30	at Mo. Southern	72-89
2/2	Emporia State	82-66
2/4	at Southwest Bapt.	63-79
2/6	Pittsburg State	82-72
2/9	at Washburn	64-94
2/13	at Central Missouri	53-32
2/16	Missouri Western	67-98
2/20	Truman State	75-72
2/23	at Northwest Mo.	62-75

### MIAA Post-Season Tournament

2/26	at Missouri Western	54-64
11/23-24: Rockhurst Classic, Kansas City, Mo.		
11/30-12/1: AT&T Alascom Jamboree, Anchorage, Alaska		

## 2002-03 (12-15, 7-11)

11/23	at Lincoln	54-79
11/25	Univ. of the Ozarks	86-71
11/29	Central Okla. #	83-78
11/30	Hillsdale #	68-81
12/7	Harris-Stowe	91-60
12/14	Missouri-St. Louis	50-44
12/20	at St. Edward's	89-79
12/22	at Incarnate Word	49-68
12/30	at Southwest Bapt.	71-67
1/4	at Emporia State	57-75
1/8	Pittsburg State +	67-69
1/11	at Washburn	51-67
1/15	at Central Missouri	70-72
1/18	Mo. Western +	68-61
1/22	Truman State	70-62
1/25	at Northwest Mo.	58-70
1/29	Missouri Southern	65-61
2/1	Emporia State	76-67
2/5	at Pittsburg State	64-78
2/8	Washburn	71-84
2/12	Central Missouri	70-69
2/15	at Missouri Western	64-85
2/19	at Truman State	58-79
2/22	Northwest Missouri	54-75
2/26	at Mo. Southern	56-71
3/1	Southwest Baptist	86-63
MIAA Post-Season Tournament (at Kansas City, Mo.)		
3/7	Missouri Western	56-73
11/29-30: Hillyard Classic, St. Joseph, Mo.		



# ALL-TIME RESULTS

## 2003-04 (14-14, 7-11 MIAA)

11/15	Missouri-St. Louis	84-54
11/21	RMC-Springfield	76-60
11/28	Central Okla. #	80-77
11/29	Lock Haven #	73-46
12/4	Calvary Bible	127-42
12/8	Central Bible	100-71
12/13	SIU-Edwardsville	53-68
12/20	at Mo.-St. Louis	77-72
12/21	at Bellarmine	86-90
12/30	at Emporia State	71-72
1/3	at Northwest Mo.	60-73
1/7	Truman State	64-50
1/10	Washburn	69-76
1/13	at Southwest Bapt.	85-71
1/17	at Missouri Western	76-92
1/21	Central Missouri	86-93
1/24	Pittsburg State	72-59
1/28	at Mo. Southern +	77-85
1/31	Emporia State	61-70
2/4	Missouri Southern	62-93
2/7	at Pittsburg State	72-92
2/11	at Central Missouri	65-58
2/14	Missouri Western	82-54
2/18	Southwest Baptist	68-72
2/21	at Washburn	87-99
2/25	at Truman State	82-63
2/28	Northwest Missouri	82-73

## MIAA Post-Season Tournament (at Kansas City, Mo.)

3/5	Washburn	74-91
11/28-29: Mortgage Plus Classic, Topeka, Kan.		

## 2004-05 (10-17, 4-14 MIAA)

11/17	St. Louis Pharmacy	72-33
11/20	Missouri-St. Louis	76-59
11/26	St. Edward's #	60-63
11/27	Westminster #	78-60
11/30	at SIU-Edwardsville	46-50
12/4	RMC-Springfield	80-53
12/9	Rhema Bible	68-46
12/17	Henderson St. #	45-46
12/18	Ouachita Baptist #	61-60
12/30	at Emporia State	60-79
1/3	Northwest Missouri	55-81
1/8	at Washburn	53-87
1/12	Southwest Baptist	80-71
1/15	Missouri Western #	61-59
1/19	at Central Missouri	55-78
1/22	at Pittsburg State	44-53
1/26	Missouri Southern	75-68
1/29	Emporia State	61-70
2/2	at Mo. Southern +	74-68
2/5	Pittsburg State	66-72
2/7	at Truman State	54-72
2/9	Central Missouri	46-70
2/12	at Missouri Western	54-73
2/15	at Southwest Bapt.	48-52
2/19	Washburn	69-79
2/23	Truman State	56-66
2/26	at Northwest Mo.	51-76

## 11/26-27: KOKO/Holiday Inn Express Classic, Warrensburg, Mo.

12/17-18: Spa City Shootout, Hot Springs,  
Ark.

## AS A MEMBER OF GLVC

### 2005-06 (2-25, 0-19 GLVC)

11/15	Lincoln	83-82
11/18	at Arkansas State	56-85
11/19	at Harding	77-102
11/26	at Central Arkansas	51-61
11/28	Central Bible	79-63
12/1	Southern Indiana	55-70
12/3	Ky. Wesleyan	65-69
12/10	at Mo.-St. Louis	61-71
12/19	at Eckerd	71-90
12/20	at Tampa	61-79
1/2	Harding	63-72
1/5	at Wis.-Parkside	52-72
1/7	at Lewis	81-104
1/12	Bellarmine	55-72
1/14	Northern Kentucky	43-71
1/19	at Quincy	41-60
1/21	at SIU Edwardsville	29-62
1/26	Drury	50-69
1/28	Rockhurst	53-76
2/2	at Indianapolis	40-74
2/4	at Saint Joseph's	58-91
2/9	Quincy	64-75
2/11	SIU Edwardsville	45-79
2/16	at Drury	56-91
2/18	at Rockhurst	61-72
2/21	Missouri-St. Louis	60-68
2/23	at Southern Ind.	60-97

### 2006-07 (7-20, 2-17 GLVC)

11/15	Rhema Bible	71-55
11/17	at Missouri Western	49-98
11/18	Truman State #	62-76
11/25	at Lincoln	64-60
11/27	St. Louis Pharmacy	76-60
11/30	Saint Joseph's	73-80
12/2	Indianapolis	85-71
12/7	at Rockhurst +	76-82
12/9	at Drury	66-80
12/18	Central Christian	104-30
12/30	Oakland City	78-62
1/4	SIU Edwardsville	43-60
1/6	Quincy	79-86
1/11	at Northern Ky.	73-81
1/13	at Bellarmine	72-85
1/18	Wis.-Parkside	97-92
1/20	Lewis	59-79
1/23	at Oakland City	59-63
1/27	Missouri-St. Louis	76-78
2/1	at Ky. Wesleyan	97-106
2/3	at Southern Ind.	80-98
2/6	at Mo.-St. Louis	81-87
2/10	Southern Indiana	64-80
2/15	Rockhurst	58-80
2/17	Drury	82-86
2/22	at SIU Edwardsville	58-72
2/24	at Quincy	83-92

## 11/17-18 Hillyard Classic, St. Joseph

## 2007-08 (3-24, 0-19 GLVC)

11/17	Blackburn	73-53
11/18	at Lincoln	60-67
11/24	RMC-Springfield #	67-62
11/25	Harris-Stowe #	68-83
11/29	at Saint Joseph's	61-70
12/1	at Indianapolis	53-84
12/5	RMC-Springfield	78-69
12/8	Lincoln	69-76
12/20	Barry #	51-65
12/21	at Lynn	45-60
1/3	Ky. Wesleyan	65-76
1/5	Southern Indiana	57-73
1/12	at Mo.-St. Louis	46-60
1/17	at Wis.-Parkside	60-98
1/19	at Lewis	54-78
1/24	Bellarmine	58-83
1/26	Northern Kentucky	53-84
1/31	at SIU Edwardsville	62-81
2/2	at Quincy	56-66
2/7	Drury	60-81
2/9	Rockhurst	78-83
2/14	Quincy	55-68
2/16	SIU Edwardsville	46-58
2/21	at Rockhurst	57-69
2/23	at Drury	76-113
2/26	Missouri-St. Louis	71-74
2/28	at Southern Ind.	55-76

11/24-25: UMSL Holiday Classic, St.  
Louis, Mo.  
12/20-21: Lynn Holiday Classic, Boca  
Raton, Fla.

## 2008-09 (9-17, 4-13 GLVC)

11/15	Harding ++	93-80
11/18	at Lincoln	59-70
11/28	Missouri Baptist #	87-75
11/29	Central Bible #	76-64
12/4	Rockhurst	69-80
12/6	Drury ++	84-91
12/9	at Harding	62-84
12/13	Lincoln	86-67
12/29	Texas A&M-Com. #	62-67
12/30	at St. Edward's	69-68
1/4	Quincy	49-56
1/8	at Lewis	50-73
1/10	at Wis.-Parkside	77-80
1/15	Saint Joseph's	66-58
1/17	Indianapolis	72-62
1/22	at Northern Ky.	55-79
1/24	at Bellarmine	57-87
1/29	Ky. Wesleyan	62-67
1/31	Southern Indiana	63-74
2/5	at Mo.-St. Louis	70-57
2/7	at Rockhurst	72-84
2/10	Mid-Continent	75-83
2/14	at Drury	79-89
2/19	at Quincy	73-88
2/21	at Southern Ind.	73-94
2/28	Missouri-St. Louis	73-66

11/28-29: UMSL Holiday Classic, St.  
Louis, Mo.  
12/29-30: St. Edward's Classic, Austin,  
Texas

# Neutral site game  
+ Overtime game (extra signs indicate  
number of overtimes)

# 2009-10 OPPONENTS

## HARDING UNIVERSITY

Mon., Nov. 16 at Billy Key Court, Rolla, Mo. (7 p.m.)

**LOCATION:** Searcy, Ark.  
**FOUNDED:** 1924  
**ENROLLMENT:** 6,510  
**CONFERENCE:** Gulf South Conference (West)  
**NICKNAME:** Bisons  
**HOME COURT:** Rhodes Field House (3,000)  
**2008-09 RECORDS:** 18-12, 6-8 GSC (tie-5th)  
**HEAD COACH (Alma Mater):** Jeff Morgan (West Texas A&M, 1989)  
**SPORTS INFORMATION DIRECTOR:** Scott Goode  
**PHONE NUMBERS:** 501-230-2809 office, 501-279-4138 fax  
**EMAIL:** sgoode@harding.edu  
**WEB:** www.hardingsports.com

### SERIES HISTORY:

Harding leads 3-2

### Last season:

11/15/2008: S&T 93, HU 80, 2OT (at Rolla)  
12/9/2008: HU 84, S&T 62 (at Searcy)



Head Coach  
Jeff Morgan

## MISSOURI SOUTHERN STATE UNIVERSITY

Fri., Nov. 20 at John Lance Arena, Pittsburg, Kan. (5 p.m.)

**LOCATION:** Joplin, Mo.  
**FOUNDED:** 1937  
**ENROLLMENT:** 5,600  
**CONFERENCE:** Mid-America Intercollegiate Athletics Association  
**NICKNAME:** Lions  
**HOME COURT:** Leggett & Platt Center (3,200)  
**2008-09 RECORDS:** 19-12, 9-11 MIAA (tie-7th)  
**HEAD COACH (Alma Mater):** Robert Corn (Missouri Southern, 1978)  
**SPORTS INFORMATION DIRECTOR:** Justin Maskus  
**PHONE NUMBERS:** 417-625-9359 office, 417-625-9397 fax  
**EMAIL:** maskus-j@mssu.edu  
**WEB:** www.mssu.edu/athletics

### SERIES HISTORY:

Missouri Southern leads 24-13

### Last meeting:

2/2/2005, S&T 74, MSSU 68, OT (at Joplin)



Head Coach  
Robert Corn

## PITTSBURG STATE UNIVERSITY

Sat., Nov. 21 at John Lance Arena, Pittsburg, Kan. (7 p.m.)

**LOCATION:** Pittsburg, Kan.  
**FOUNDED:** 1903  
**ENROLLMENT:** 7,000  
**CONFERENCE:** Mid-America Intercollegiate Athletics Association  
**NICKNAME:** Gorillas  
**HOME COURT:** John Lance Arena 6,500  
**2008-09 RECORDS:** 10-17, 5-15 MIAA (10th)  
**HEAD COACH (Alma Mater):** Gene Iba (Tulsa, 1963)  
**SPORTS INFORMATION DIRECTOR:** Dan Wilkes  
**PHONE NUMBERS:** 417-235-4147 office; 417-235-4149 fax  
**EMAIL:** dwilkes@pittstate.edu  
**WEB:** www.pittstategorillas.com

### SERIES HISTORY:

Pittsburg State leads 32-19

### Last meeting:

2/5/2005: PSU 72, S&T 66 (at Rolla)



Head Coach  
Gene Iba

## WILLIAM JEWELL UNIVERSITY

Tue., Nov. 24 at Billy Key Court, Rolla, Mo. (7:30 p.m.)

**LOCATION:** Liberty, Mo.  
**FOUNDED:** 1849  
**ENROLLMENT:** 1,100  
**CONFERENCE:** Heart of America  
**NICKNAME:** Cardinals  
**HOME COURT:** Mabee Center (2,000)  
**2007-08 RECORDS:** 23-11, 14-6 HAAC (tie-3rd)  
**HEAD COACH (Alma Mater):** Larry Holley (William Jewell, 1967)  
**SPORTS INFORMATION DIRECTOR:** Paul Worstell  
**PHONE NUMBERS:** 816-415-5959 office; 816-415- fax  
**EMAIL:** worstellp@william.jewell.edu  
**WEB:** www.jewell.edu

### SERIES HISTORY:

William Jewell leads 13-11

### Last meeting:

12/28/1962: WJU 83, S&T 70 (at Maryville)



Head Coach  
Larry Holley

# 2009-10 OPPONENTS

## MISSOURI BAPTIST UNIVERSITY

Sat., Nov. 28 at Billy Key Court, Rolla, Mo. (3 p.m.)

**LOCATION:** St. Louis, Mo.  
**FOUNDED:** 1950  
**ENROLLMENT:** 965  
**CONFERENCE:** American Midwest Conference  
**NICKNAME:** Spartans  
**HOME COURT:** Muncy Gymnasium (800)  
**2008-09 RECORDS:** 12-18, 7-7 AMC (5th)  
**HEAD COACH (Alma Mater):** Ray Farrell (West Chester, 1981)  
**SPORTS INFORMATION DIRECTOR:** Tiah Wingate  
**PHONE NUMBERS:** 314-323-0307 office, 314-392-2371 fax  
**EMAIL:** wingatet@mobap.edu  
**WEB:** www.mbuspartans.com

### SERIES HISTORY:

Missouri S&T leads 6-0

### Last meeting:

11/28/2008: S&T 87, MBU 75 (at St. Louis)



Head Coach  
Ray Farrell

## UNIVERSITY OF ILLINOIS-SPRINGFIELD

Thurs., Dec. 3 at The Recreation & Athletic Center, Springfield, Ill. (7:45 p.m.)

**LOCATION:** Springfield, Ill.  
**FOUNDED:** 1969  
**ENROLLMENT:** 4,900  
**CONFERENCE:** Great Lakes Valley Conference (North)  
**NICKNAME:** Prairie Stars  
**HOME COURT:** The Recreation & Athletic Center (3,000)  
**2008-09 RECORDS:** 21-9, 10-4 (tie-2nd in American Midwest Conference)  
**HEAD COACH (Alma Mater):** Kevin Gamble (Iowa, 1987)  
**SPORTS INFORMATION DIRECTOR:** Scott Reed  
**PHONE NUMBERS:** 217-206-6752 office, 217-206-7706  
**EMAIL:** sreed9@uis.edu  
**WEB:** www.goprairiestars.com

### SERIES HISTORY:

First meeting



Head Coach  
Kevin Gamble

## QUINCY UNIVERSITY

Sat., Dec. 5 at Pepsi Arena, Quincy, Ill. (3:15 p.m.)

**LOCATION:** Quincy, Ill.  
**FOUNDED:** 1860  
**ENROLLMENT:** 1,250  
**CONFERENCE:** Great Lakes Valley Conference (North)  
**NICKNAME:** Hawks  
**HOME COURT:** Pepsi Arena (1,200)  
**2008-09 RECORDS:** 16-12, 8-9 GLVC (3rd-West)  
**HEAD COACH (Alma Mater):** Marty Bell (South Carolina, 1985)  
**SPORTS INFORMATION DIRECTOR:** Brian Lovellette  
**PHONE NUMBERS:** 217-228-5475 office, 217-228-5034 fax  
**EMAIL:** lovelbr@quincy.edu  
**WEB:** www.quincy.edu/athletics

### SERIES HISTORY:

Quincy leads 12-5

### Last season:

1/4/2009: QU 56, S&T 49 (at Rolla)

2/19/2009: QU 88, S&T 73 (at Quincy)



Head Coach  
Marty Bell

## LINCOLN UNIVERSITY

Sat., Dec. 12 at Billy Key Court, Rolla Mo. (3 p.m.)

Wed., Feb. 10 at Jason Gymnasium, Jefferson City, Mo. (7:30 p.m.)

**LOCATION:** Jefferson City, Mo.  
**FOUNDED:** 1866  
**ENROLLMENT:** 3,000  
**CONFERENCE:** Heartland Conference  
**NICKNAME:** Blue Tigers  
**HOME COURT:** Jason Gymnasium (2,000)  
**2008-09 RECORDS:** 5-22, 2-14 Heartland (8th)  
**HEAD COACH (Alma Mater):** John Redmond (Nebraska, 1976)  
**SPORTS INFORMATION DIRECTOR:** Brian Kortz  
**PHONE NUMBERS:** 573-681-5343 office, 573-681-5998 fax  
**EMAIL:** kortzb@lincolnu.edu  
**WEB:** www.lubluetigers.com

### SERIES HISTORY:

Lincoln leads 39-36

### Last season:

11/18/2008: LU 70, S&T 59 (at Jefferson City)

12/13/2008: S&T 86, LU 67 (at Rolla)



Head Coach  
John Redmond

# 2009-10 OPPONENTS

## UNIVERSITY OF CENTRAL OKLAHOMA

Tue., Dec. 29 at Recreation & Convocation Center, Austin, Texas (12 p.m.)

**LOCATION:** Edmond, Okla.  
**FOUNDED:** 1890  
**ENROLLMENT:** 16,000  
**CONFERENCE:** Lone Star Conference (North)  
**NICKNAME:** Bronchos  
**HOME COURT:** Hamilton Field House (3,000)  
**2008-09 RECORDS:** 24-6, 10-2 LSC (1st-North)  
**HEAD COACH (Alma Mater):** Terry Evans (Oklahoma, 1992)  
**SPORTS INFORMATION DIRECTOR:** Mike Kirk  
**PHONE NUMBERS:** 405-974-2142 office, 405-974-3820 fax  
**EMAIL:** mkirk@uco.edu  
**WEB:** www.bronchosports.com

### SERIES HISTORY:

Missouri S&T leads 2-1

### Last meeting:

11/28/2003: S&T 80, UCO 77 (at Topeka)



Head Coach  
Terry Evans

## SOUTHEASTERN OKLAHOMA STATE UNIVERSITY

Wed., Dec. 30 at Recreation & Convocation Center, Austin, Texas (12 p.m.)

**LOCATION:** Durant, Okla.  
**FOUNDED:** 1909  
**ENROLLMENT:** 4,000  
**CONFERENCE:** Lone Star Conference (North)  
**NICKNAME:** Savage Storm  
**HOME COURT:** Bloomer Sullivan Arena (3,000)  
**2008-09 RECORDS:** 5-22, 2-10 LSC (6th-North)  
**HEAD COACH (Alma Mater):** Tony Robinson (Southeastern Okla., 1976)  
**SPORTS INFORMATION DIRECTOR:** Matt Thomas  
**PHONE NUMBERS:** 580-745-2646; 580-745-7492 fax  
**EMAIL:** mthomas@se.edu  
**WEB:** www.sosu.edu/athletics

### SERIES HISTORY:

Missouri S&T leads 2-1

### Last meeting:

12/30/1969: SEOSU 69, S&T 60  
(at Lake Charles, La.)



Head Coach  
Tony Robinson

## ROCKHURST UNIVERSITY

Sat., Jan. 4 at Billy Key Court, Rolla, Mo. (5 p.m.)

Sat., Feb. 20 at Mason-Halpin Gymnasium, Kansas City, Mo. (3 p.m.)

**LOCATION:** Kansas City, Mo.  
**FOUNDED:** 1910  
**ENROLLMENT:** 3,000  
**CONFERENCE:** Great Lakes Valley Conference (West)  
**NICKNAME:** Hawks  
**HOME COURT:** Mason-Halpin Gymnasium (1,500)  
**2008-09 RECORDS:** 19-11, 13-4 GLVC (2nd-West)  
**HEAD COACH (Alma Mater):** Bill O'Connor (Benedictine, 1972)  
**SPORTS INFORMATION DIRECTOR:** John Dodderidge  
**PHONE NUMBERS:** 816-501-4850 office, 816-501-4119 fax  
**EMAIL:** john.dodderidge@rockhurst.edu  
**WEB:** www.rockhurst.edu

### SERIES HISTORY:

Rockhurst leads 12-5

### Last season:

12/4/2008: RU 80, S&T 69 (at Rolla)  
2/7/2009: RU 84, S&T 72 (at Kansas City)



Head Coach  
Bill O'Connor

## UNIVERSITY OF MISSOURI-ST. LOUIS

Mon., Jan. 4 at Billy Key Court, Rolla, Mo. (7:30 p.m.)

Thurs., Feb. 18 at Mark Twain Building, St. Louis, Mo. (7:30 p.m.)

**LOCATION:** St. Louis, Mo.  
**FOUNDED:** 1963  
**ENROLLMENT:** 15,500  
**CONFERENCE:** Great Lakes Valley Conference (West)  
**NICKNAME:** Tritons  
**HOME COURT:** Mark Twain Building (4,736)  
**2008-09 RECORDS:** 14-13, 7-10 GLVC (tie-4th West)  
**HEAD COACH (Alma Mater):** Chris Pilz (Missouri-St. Louis, 1991)  
**SPORTS INFORMATION DIRECTOR:** Mary Ann Mitchell  
**PHONE NUMBERS:** 314-516-5660 office, 314-516-5635 fax  
**EMAIL:** tierneym@umsl.edu  
**WEB:** www.umsltriton.com

### SERIES HISTORY:

Missouri-St. Louis leads 28-22

### Last season:

2/5/2009: S&T 70, UMSL 57 (at St. Louis)  
2/28/2009: S&T 73, UMSL 66 (at Rolla)



Head Coach  
Chris Pilz

# 2009-10 OPPONENTS

## UNIVERSITY OF SOUTHERN INDIANA

Thurs., Jan. 7 at Billy Key Court, Rolla, Mo. (7:30 p.m.)

**LOCATION:** Evansville, Ind.  
**FOUNDED:** 1965  
**ENROLLMENT:** 10,516  
**CONFERENCE:** Great Lakes Valley Conference (East)  
**NICKNAME:** Screaming Eagles  
**HOME COURT:** Physical Activities Center (3,300)  
**2008-09 RECORDS:** 27-7, 14-3 GLVC (1st-West)  
**HEAD COACH (Alma Mater):** Rodney Watson (Eastern Illinois, 1982)  
**SPORTS INFORMATION DIRECTOR:** Ray Simmons  
**PHONE NUMBERS:** 812-465-1121 office, 812-465-7094 fax  
**EMAIL:** rsimmons@usi.edu  
**WEB:** www.gousieagles.com

### SERIES HISTORY:

Southern Indiana leads 9-2

### Last season:

1/31/2008: USI 74, S&T 63 (at Rolla)  
2/21/2009: USI 94, S&T 73 (at Evansville)



Head Coach  
Rodney Watson

## KENTUCKY WESLEYAN COLLEGE

Sat., Jan. 9 at Billy Key Court, Rolla, Mo. (3 p.m.)

**LOCATION:** Owensboro, Ky.  
**FOUNDED:** 1858  
**ENROLLMENT:** 956  
**CONFERENCE:** Great Lakes Valley Conference (East)  
**NICKNAME:** Panthers  
**HOME COURT:** Owensboro Sportscenter (5,002)  
**2008-09 RECORDS:** 19-9, 11-7 GLVC (3rd-East)  
**HEAD COACH (Alma Mater):** Todd Lee (South Dakota, 1986)  
**SPORTS INFORMATION DIRECTOR:** Roy Pickerill  
**PHONE NUMBERS:** 270-852-3143 office, 270-852-3189 fax  
**EMAIL:** pickerill@kwc.edu  
**WEB:** www.kwcpantners.com

### SERIES HISTORY:

Kentucky Wesleyan leads 5-1

### Last season:

1/29/2009: KWC 67, S&T 62 (at Rolla)



Head Coach  
Todd Lee

## SAINT JOSEPH'S COLLEGE

Thurs., Jan. 14 at Scharf Alumni Fieldhouse, Rensselaer, Ind. (7:30 p.m.)

**LOCATION:** Rensselaer, Ind.  
**FOUNDED:** 1889  
**ENROLLMENT:** 1,076  
**CONFERENCE:** Great Lakes Valley Conference (North)  
**NICKNAME:** Pumas  
**HOME COURT:** Scharf Alumni Fieldhouse (2,500)  
**2008-09 RECORDS:** 15-12, 8-10 GLVC (5th-East)  
**HEAD COACH (Alma Mater):** Richard Davis (Ashland, 2001)  
**SPORTS INFORMATION DIRECTOR:** Ken Badylak  
**PHONE NUMBERS:** 219-866-6141, 219-866-6280  
**EMAIL:** kbadylak@saintjoe.edu  
**WEB:** www.saintjoe.edu/athletics

### SERIES HISTORY:

Saint Joseph's leads 3-2

### Last season:

1/15/2009: S&T 66, SJC 58 (at Rolla)



Head Coach  
Richard Davis

## DRURY UNIVERSITY

Sat., Jan. 16 at Weiser Gym, Springfield, Mo. (7:15 p.m.)

Mon., Feb. 15 at Billy Key Court, Rolla, Mo. (7:30 p.m.)

**LOCATION:** Springfield, Mo.  
**FOUNDED:** 1873  
**ENROLLMENT:** 1,600  
**CONFERENCE:** Great Lakes Valley Conference (West)  
**NICKNAME:** Panthers  
**HOME COURT:** Weiser Gym (2,200)  
**2008-09 RECORDS:** 13-14, 6-11 GLVC (Tie-4th West)  
**HEAD COACH (Alma Mater):** Steve Hesser (Oklahoma State, 1984)  
**SPORTS INFORMATION DIRECTOR:** Scott Puryear  
**PHONE NUMBERS:** 417-873-4097 office, 417-873-4098 fax  
**EMAIL:** spuryear@drury.edu  
**WEB:** www.drurypanthers.com

### SERIES HISTORY:

Drury leads 62-31

### Last season:

12/6/2008: DU 91, S&T 84, 2OT (at Rolla)  
2/14/2009: DU 89, S&T 79 (at Springfield)



Head Coach  
Steve Hesser

# 2009-10 OPPONENTS

## UNIVERSITY OF INDIANAPOLIS

Mon., Jan. 18 at Bullman Multi-Purpose Building, Rolla, Mo. (7:30 p.m.)

**LOCATION:** Indianapolis, Ind.  
**FOUNDED:** 1902  
**ENROLLMENT:** 4,300  
**CONFERENCE:** Great Lakes Valley Conference (East)  
**NICKNAME:** Greyhounds  
**HOME COURT:** Nicoson Hall (4,000)  
**2008-09 RECORDS:** 9-18, 4-14 GLVC (6th-East)  
**HEAD COACH (Alma Mater):** Stan Gouard (Southern Indiana, 2000)  
**SPORTS INFORMATION DIRECTOR:** Mitch Wigness  
**PHONE NUMBERS:** 317-788-3494 office, 317-788-7432 fax  
**EMAIL:** mwigness@uindy.edu  
**WEB:** athletics.uindy.edu

### SERIES HISTORY:

Series tied 2-2

#### Last season:

1/17/2009: S&T 72, UIndy 62 (at Rolla)



Head Coach  
Stan Gouard

## LEWIS UNIVERSITY

Thurs., Jan. 21 at Billy Key Court, Rolla, Mo. (7:30 p.m.)

**LOCATION:** Romeoville, Ill.  
**FOUNDED:** 1932  
**ENROLLMENT:** 5,700  
**CONFERENCE:** Great Lakes Valley Conference (North)  
**NICKNAME:** Flyers  
**HOME COURT:** Neil Carey Arena (1,500)  
**2008-09 RECORDS:** 16-12, 10-8 GLVC (4th-East)  
**HEAD COACH (Alma Mater):** Scott Trost (Minnesota-Morris, 1985)  
**SPORTS INFORMATION DIRECTOR:** Matt Brendich  
**PHONE NUMBERS:** 815-836-5229 office, 815-836-5170 fax  
**EMAIL:** brendima@lewisu.edu  
**WEB:** www.lewisflyers.com

### SERIES HISTORY:

Lewis leads 4-0

#### Last season:

1/8/2009: Lewis 73, S&T 50 (at Romeoville)



Head Coach  
Scott Trost

## UNIVERSITY OF WISCONSIN-PARKSIDE

Sat., Jan. 23 at Billy Key Court, Rolla, Mo. (3 p.m.)

**LOCATION:** Kenosha, Wis.  
**FOUNDED:** 1969  
**ENROLLMENT:** 5,100  
**CONFERENCE:** Great Lakes Valley Conference (North)  
**NICKNAME:** Rangers  
**HOME COURT:** DiSimone Gymnasium (2,120)  
**2008-09 RECORDS:** 7-20, 3-15 GLVC (7th-North)  
**HEAD COACH (Alma Mater):** Luke Reigel (Wisconsin-Platteville, 1997)  
**SPORTS INFORMATION DIRECTOR:** Steve Kratochvil  
**PHONE NUMBERS:** 262-595-2045 office, 262-595-2560 fax  
**EMAIL:** kratochv@uwp.edu  
**WEB:** www.parksiderangers.com

### SERIES HISTORY:

Wisconsin-Parkside leads 4-3

#### Last season:

1/10/08: UWP 80, S&T 77 (at Kenosha)



Head Coach  
Luke Reigel

## MARYVILLE UNIVERSITY

Thurs., Jan. 28 at Moloney Arena, St. Louis, Mo. (8 p.m.)

Sat., Feb. 13 at Billy Key Court, Rolla, Mo. (3 p.m.)

**LOCATION:** St. Louis, Mo.  
**FOUNDED:** 1872  
**ENROLLMENT:** 3,400  
**CONFERENCE:** Great Lakes Valley Conference (West)  
**NICKNAME:** Saints  
**HOME COURT:** Moloney Arena (2,000)  
**2008-09 RECORDS:** 15-11, 11-5 (tie-3rd in St. Louis Intercollegiate Athletic Conference)  
**HEAD COACH (Alma Mater):** Matt Rogers (Coe, 1997)  
**SPORTS INFORMATION DIRECTOR:** KatieJo Kuhens  
**PHONE NUMBERS:** 314-529-9312 office, 314-529-9947 fax  
**EMAIL:** kkuhens@maryville.edu  
**WEB:** www.maryville.edu/athletics

### SERIES HISTORY:

Missouri S&T leads 10-0

#### Last meeting:

11/19/2001: S&T 88, MU 65 (at Rolla)



Head Coach  
Matt Rogers



# 2009-10 OPPONENTS

## BELLARMINE UNIVERSITY

*Thurs., Feb. 4 at Knights Hall, Louisville, Ky. (8 p.m. EST)*

LOCATION: Louisville, Ky.  
 FOUNDED: 1950  
 ENROLLMENT: 2,856  
 CONFERENCE: Great Lakes Valley Conference (East)  
 NICKNAME: Knights  
 HOME COURT: Knights Hall (3,000)  
 2008-09 RECORDS: 26-7, 13-5 (2nd-East)  
 HEAD COACH (Alma Mater): Scott Davenport (Louisville, 1978)  
 SPORTS INFORMATION DIRECTOR: John Spugnardi  
 PHONE NUMBERS: 502-452-8078 office, 502-452-8450 fax  
 EMAIL: jspugnardi@bellarmine.edu  
 WEB: athletics.bellarmine.edu

**SERIES HISTORY:**  
 Bellarmine leads 6-1  
**Last season:**  
 1/24/2009: BU 87, S&T 57 (at Louisville)



Head Coach  
 Scott Davenport

## NORTHERN KENTUCKY UNIVERSITY

*Sat., Feb. 6 at Bank of Kentucky Center, Highland Heights, Ky. (5:15 p.m. EST)*

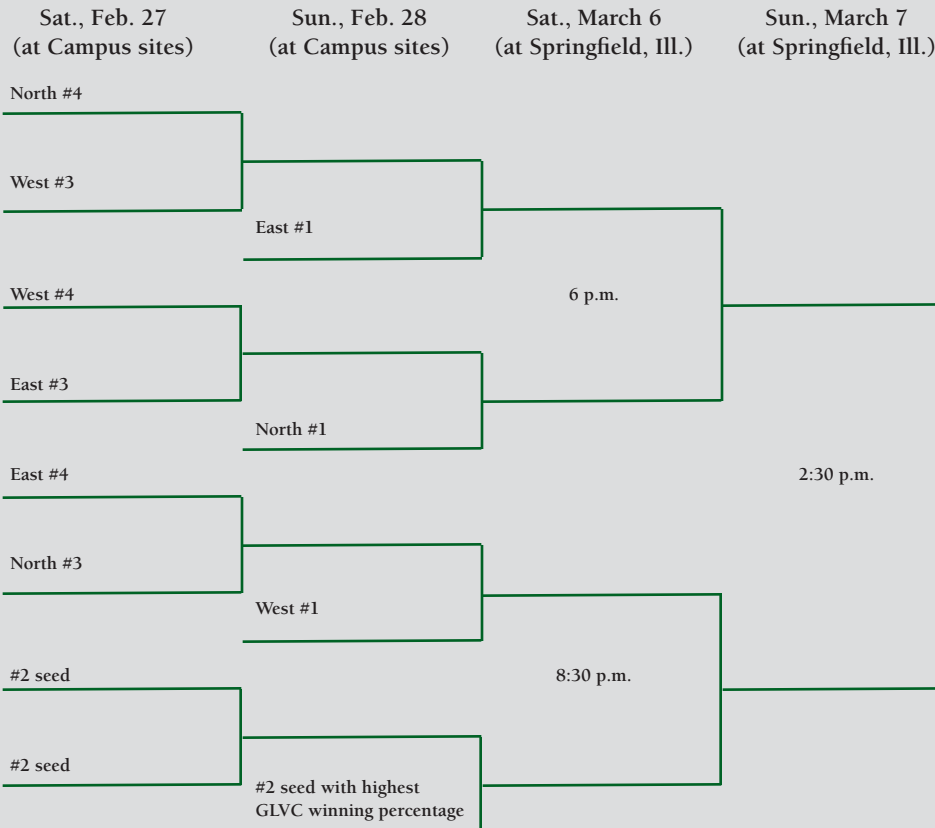
LOCATION: Highland Heights, Ky.  
 FOUNDED: 1968  
 ENROLLMENT: 14,000  
 CONFERENCE: Great Lakes Valley Conference (East)  
 NICKNAME: Norse  
 HOME COURT: Bank of Kentucky Center (9,400)  
 2008-09 RECORDS: 24-7, 14-4 GLVC (1st-East)  
 HEAD COACH (Alma Mater): Dave Bezold (Viterbo, 1990)  
 SPORTS INFORMATION DIRECTOR: Don Owen  
 PHONE NUMBERS: 859-572-5470 office, 859-572-5427 fax  
 EMAIL: owend@nku.edu  
 WEB: www.nkunorse.com

**SERIES HISTORY:**  
 Northern Kentucky leads 4-0  
**Last season:**  
 1/22/2009: NKU 79, S&T 55  
 (at Highland Heights)



Head Coach  
 Dave Bezold

## 2010 Great Lakes Valley Conference Tournament



# RESULTS VS. GLVC OPPONENTS (Since 2005-06)

## BELLARMINE (BU leads 6-1, 4-0 in GLVC)

1/12/06	BU	72-55	Rolla
1/13/07	BU	85-72	@Louisville
1/24/08	BU	83-58	Rolla
1/24/09	BU	87-57	@Louisville

## DRURY (DU leads 62-31, 8-0 in GLVC)

1/26/06	DU	69-50	Rolla
2/16/06	DU	91-56	Springfield
12/9/06	DU	80-66	Springfield
2/17/07	DU	86-82	Rolla
2/7/08	DU	81-60	Rolla
2/23/08	DU	113-76	Springfield
12/6/08	DU	91-84*	Rolla
2/14/09	DU	89-79	Springfield

\*Double overtime

## INDIANAPOLIS (Tied 2-2, 2-2 in GLVC)

2/2/06	UIndy	74-40	Indianapolis
12/2/06	S&T	85-71	Rolla
12/1/07	UIndy	84-53	Indianapolis
1/17/09	S&T	72-62	Rolla

## KY. WESLEYAN (KWC leads 5-1, 4-0 in GLVC)

12/3/05	KWC	69-65	Rolla
2/1/07	KWC	106-97	Owensboro
1/3/08	KWC	76-65	Rolla
1/29/09	KWC	67-62	Rolla

## LEWIS (Lewis leads 4-0, 4-0 in GLVC)

1/7/06	Lewis	104-81	Romeoville
1/20/07	Lewis	79-59	Rolla
1/19/08	Lewis	78-54	Romeoville
1/8/09	Lewis	73-50	Romeoville

## MO.-ST. LOUIS (UMSL leads 28-22, 6-2 GLVC)

12/10/05	UMSL	71-61	St. Louis
2/21/06	UMSL	68-60	Rolla
1/27/07	UMSL	78-76	Rolla
2/6/07	UMSL	87-81	St. Louis*
1/12/08	UMSL	60-46	St. Louis
2/26/08	UMSL	74-71	Rolla
2/5/09	S&T	70-57	St. Louis
2/28/09	S&T	73-66	Rolla

\*Game played at Fontbonne University

## NORTHERN KY. (NKU leads 5-1, 4-0 in GLVC)

1/14/06	NKU	71-43	Rolla
1/11/07	NKU	81-73	Highland Heights
1/26/08	NKU	84-53	Rolla
1/22/09	NKU	79-55	Highland Heights

## QUINCY (QU leads 12-5, 8-0 in GLVC)

1/19/06	QU	60-41	Quincy
2/9/06	QU	75-64	Rolla
1/6/07	QU	86-79	Rolla
2/24/07	QU	92-83	Quincy
2/2/08	QU	66-56	Quincy
2/14/08	QU	68-55	Rolla
1/4/09	QU	56-49	Rolla
2/19/09	QU	88-73	Quincy

## ROCKHURST (RU leads 12-5, 8-0 in GLVC)

1/8/06	RU	76-53	Rolla
2/18/06	RU	72-61	Kansas City
12/7/06	RU	82-76*	Kansas City
2/15/07	RU	80-58	Rolla
2/9/08	RU	83-78	Rolla
2/21/08	RU	69-57	Kansas City
12/4/08	RU	80-69	Rolla
2/7/09	RU	84-72	Kansas City

\*Overtime

## SAINT JOSEPH'S (SJC leads 3-2, 3-1 in GLVC)

2/4/06	SJC	91-58	Rensselaer
11/30/06	SJC	80-73	Rolla
11/29/07	SJC	70-61	Rensselaer
1/15/09	S&T	66-58	Rolla

## SOUTHERN IND. (USI leads 9-2, 8-0 in GLVC)

12/1/05	USI	70-55	Rolla
2/23/06	USI	97-60	Evansville
2/3/07	USI	98-80	Evansville
2/10/07	USI	80-64	Rolla
1/5/08	USI	73-57	Rolla
2/28/08	USI	76-55	Evansville
1/31/09	USI	74-63	Rolla
2/21/09	USI	94-73	Evansville

## WIS.-PARKSIDE (UWP leads 4-3, 3-1 in GLVC)

1/5/06	UWP	72-52	Kenosha
1/18/07	S&T	97-92	Rolla
1/17/08	UWP	98-60	Kenosha
1/10/09	UWP	80-77	Kenosha

All results date back to Missouri S&T's entrance into the Great Lakes Valley Conference at the start of the 2005-06 season. Illinois-Springfield and Maryville are joining the GLVC in 2009-10.

## Great Lakes Valley Conference Quick Reference Guide

School	Athletics Director	Head Coach	Sports Information
Bellarmino	Scott Wiegandt	Scott Davenport (502-452-8383)	John Spugnardi (502-452-8078)
Drury	Pat Atwell	Steve Hesser (417-873-7321)	Scott Puryear (417-873-4097)
Illinois-Springfield	Dr. Rodger Jehlicka	Kevin Gamble (217-206-7591)	Scott Reed (217-206-6732)
Indianapolis	Dr. Sue Willey	Stan Gouard (317-786-3418)	Mitch Wigness (317-786-3494)
Kentucky Wesleyan	Gary Gallup	Todd Lee (270-852-3339)	Roy Pickerill (270-852-3143)
Lewis	Dan Schumacher	Scott Trost (815-836-5451)	Matt Brendich (815-836-5229)
Maryville	Tony Duckworth	Matt Rogers (314-529-9878)	Katie Jo Kuhens (314-529-9312)
Missouri S&T	Mark Mullin	Jim Glash (573-341-4101)	John Kean (573-341-4140)
Missouri-St. Louis	Lori Flanagan	Chris Pilz (314-516-5638)	Mary Ann Mitchell (314-516-5660)
Northern Kentucky	Scott Eaton	Dave Bezold (859-572-5192)	Don Owen (859-572-5470)
Quincy	Marty Bell	Marty Bell (217-228-5292 x3501)	Brian Lovellette (217-228-5475)
Rockhurst	Richard Konzem	Bill O'Connor (816-501-4586)	John Dodderidge (816-501-4850)
Saint Joseph's	Bill Massoels	Richard Davis (219-866-6191)	Ken Badylak (219-866-6141)
Southern Indiana	John Mark Hall	Rodney Watson (812-465-1639)	Ray Simmons (812-465-1121)
Wisconsin-Parkside	Tami Falk-Day	Luke Reigel (262-595-2468)	Steve Kratochvil (262-595-2045)

GLVC Commissioner: Jim Naumovich (317-237-5633)

GLVC Sports Information Director: Tom Daeger (317-237-2106)



# S&T vs. NCAA DIVISION II RANKED TEAMS

## Miners as NCAA Division II Ranked Team (Since 1960-61 season)

Jan. 3, 1984 #20 S&T 63, Arkansas State 56 (at Jonesboro)  
 Jan. 7, 1984 #20 S&T 78, So. Indiana 73 (at Evansville)  
 Jan. 11, 1984 Truman State 80, #14 S&T 74 (at Rolla)  
 Jan. 14, 1984 #14 S&T 61, Lincoln 45 (at Rolla)  
 Dec. 16, 1995 Drury 73, #19 S&T 59 (at Springfield)  
 Dec. 18, 1995 #19 S&T 86, Lyon 63 (at Rolla)  
 Feb. 21, 1996 #8 S&T 69, Truman State 62 (at Rolla)  
 Feb. 24, 1996 #8 S&T 84, Pittsburg State 76 (at Rolla)  
 Feb. 27, 1996\* #8 S&T 112, Washburn 104 (at Rolla)  
 Feb. 29, 1996\* #8 S&T 74, Missouri-St. Louis 69 (at Rolla)  
 March 2, 1996\* #8 S&T 67, Central Missouri 65 (at Rolla)  
 March 8, 1996\*\* #8 S&T 72, Central Missouri 67 (at Rolla)  
 March 9, 1996\*\* North Alabama 92, #8 S&T 80 (at Rolla)  
 Nov. 16, 1996 #12 S&T 98, Drury 69 (at Rolla)

Nov. 23, 1996 #12 S&T 94, Harris-Stowe 47 (at Rolla)  
 Nov. 26, 1996 #12 S&T 88, Maryville 59 (at Rolla)  
 Nov. 29, 1996 #12 S&T 83, Nova Southeastern 68 (at St. Petersburg)  
 Nov. 30, 1996 #12 S&T 85, Eckerd 74 (at St. Petersburg)  
 Dec. 4, 1996 Pittsburg State 68, #12 S&T 46 (at Pittsburg)  
 Dec. 6, 1996 #12 S&T 90, Missouri Baptist 59 (at Rolla)  
 Dec. 7, 1996 #12 S&T 73, Rockhurst 65 (at Rolla)  
 Dec. 14, 1996 #12 S&T 75, Lincoln 60 (at Rolla)  
 Dec. 30, 1996 Truman State 76, #11 S&T 73 (at Rolla)  
 Jan. 4, 1997 Emporia State 87, #11 S&T 81 (at Emporia)  
 Jan. 6, 1997 Northwest Mo. St. 66, #11 S&T 61 (at Maryville)  
 \*MIAA Tournament game  
 \*\*NCAA Regional game

## Miners vs. NCAA Division II Ranked Teams (Since 1960-61 season)

Jan. 12, 1963 #4 Southeast Mo. 102, S&T 88 (at Rolla)  
 Feb. 23, 1963 #2 Southeast Mo. 85, S&T 80 (at Cape Girardeau)  
 Jan. 18, 1964 #6 Southeast Mo. 105, S&T 62 (at Cape Girardeau)  
 Feb. 18, 1967 #10 Missouri State 73, S&T 53 (at Springfield)  
 Jan. 6, 1968 #5 Missouri State 89, S&T 65 (at Springfield)  
 Feb. 19, 1968 #4 Missouri State 64, S&T 62 (at Rolla)  
 Jan. 4, 1969 #14 Missouri State 92, S&T 46 (at Springfield)  
 Feb. 15, 1969 #16 Missouri State 92, S&T 49 (at Rolla)  
 Dec. 15, 1969 #2 Missouri State 79, S&T 65 (at Rolla)  
 Dec. 29, 1969 #2 Stephen F. Austin 86, S&T 58 (at Lake Charles, La.)  
 Feb. 2, 1970 #14 Missouri St. 100, S&T 66 (at Springfield)  
 March 7, 1975 #11 North Dakota 72, S&T 61 (at North Dakota)  
 Jan. 16, 1978 #4 Lincoln 65, S&T 63 (at Jefferson City)  
 Feb. 27, 1978 #10 Missouri State 56, S&T 53 (at Rolla)  
 Jan. 22, 1979 #14 Truman State 82, S&T 71 (at Kirksville)  
 Feb. 12, 1979 #10 Lincoln 85, S&T 64 (at Jefferson City)  
 Feb. 17, 1979 #12 Truman State 91, S&T 81 (at Rolla)  
 Feb. 2, 1980 #1 Central Missouri 69, S&T 67 (at Rolla)  
 Feb. 23, 1980 #1 Central Mo. 76, S&T 74 (at Warrensburg)  
 Jan. 31, 1981 #7 Central Mo. 84, S&T 61 (at Warrensburg)  
 Feb. 21, 1981 S&T 64, #10 Central Mo. 63 (at Rolla)  
 Feb. 24, 1981 #19 Lincoln 79, S&T 61 (at Jefferson City)  
 Jan. 16, 1982 S&T 76, #14 Northwest Mo. 70 (at Rolla)  
 Feb. 6, 1982 #15 Northwest Mo. 85, S&T 77 (at Maryville)  
 Jan. 24, 1983 #9 Southeast Mo. 77, S&T 75 (at Rolla)  
 Feb. 2, 1983 #12 Central Mo. 73, S&T 60 (at Rolla)  
 Feb. 16, 1983 #9 Southeast Mo. 95, S&T 67 (at Cape Girardeau)  
 Feb. 23, 1983 #10 Central Mo. 81, S&T 76 (at Warrensburg)  
 Jan. 21, 1984 #4 Northwest Mo. 74, S&T 73 (at Rolla)  
 Feb. 1, 1984 #10 Central Mo. 80, S&T 52 (at Warrensburg)  
 Feb. 11, 1984 #3 Northwest Mo. 74, S&T 65 (at Maryville)  
 Feb. 22, 1984 #3 Central Missouri 73, S&T 65 (at Rolla)  
 Jan. 12, 1985 #8 Central Mo. 68, S&T 49 (at Warrensburg)  
 Feb. 9, 1985 #4 Central Missouri 48, S&T 47 (at Rolla)  
 Jan. 10, 1987 S&T 75, #12 Central Mo. 73 (at Warrensburg)  
 Jan. 13, 1988 #5 Southeast Mo. 90, S&T 83 (at Rolla)  
 Feb. 6, 1988 #3 Southeast Mo. 95, S&T 78 (at Cape Girardeau)  
 Jan. 11, 1989 #15 Southeast Mo. 77, S&T 65 (at Cape Girardeau)  
 Jan. 14, 1989 #7 Central Mo. 69, S&T 60 (at Warrensburg)  
 Feb. 4, 1989 #6 Southeast Mo. 85, S&T 59 (at Rolla)  
 Jan. 20, 1990 #12 Central Mo. 48, S&T 46 (at Rolla)  
 Jan. 30, 1990 #6 SW Baptist 66, S&T 49 (at Bolivar)  
 Feb. 21, 1990 #13 Southeast Mo. 84, S&T 72 (at Cape Girardeau)  
 March 6, 1990 #11 SW Baptist 76, S&T 62 (at Bolivar)  
 Jan. 19, 1991 #9 Central Mo. 87, S&T 64 (at Warrensburg)  
 Jan. 30, 1991 #6 SW Baptist 83, S&T 57 (at Rolla)  
 Feb. 8, 1992 #7 Washburn 99, S&T 86 (at Topeka)  
 Jan. 9, 1993 S&T 90, #8 Mo. Western 76 (at Rolla)  
 Feb. 6, 1993 S&T 77, #2 Washburn 74 (at Rolla)  
 Feb. 16, 1994 #10 Washburn 91, S&T 75 (at Topeka)  
 Jan. 4, 1995 #4 Mo. Western 88, S&T 77 (at Rolla)  
 Jan. 25, 1995 #20 Central Mo. 94, S&T 78 (at Warrensburg)  
 Jan. 27, 1996 S&T 74, #17 Central Mo. 67 (at Rolla)

Feb. 10, 1996 #8 Northwest Mo. 72, S&T 63 (at Rolla)  
 Feb. 15, 1997 #15 Washburn 69, S&T 67 (at Rolla)  
 Jan. 14, 1998 #11 Washburn 71, S&T 58 (at Rolla)  
 Jan. 26, 1998 #10 Pittsburg St. 85, S&T 60 (at Pittsburg)  
 Feb. 4, 1998 S&T 73, #9 Pittsburg St. 70 (at Rolla)  
 Feb. 24, 1998 #18 Northwest Mo. 79, S&T 67 (at Maryville)  
 Jan. 4, 1999 S&T 82, #13 NW Mo. 79, OT (at Maryville)  
 Jan. 25, 1999 #6 Pittsburg St. 77, S&T 64 (at Rolla)  
 Feb. 3, 1999 #5 Pittsburg St. 76, S&T 57 (at Pittsburg)  
 Feb. 22, 1999 #10 Pittsburg St. 88, S&T 56 (at Pittsburg)  
 Jan. 3, 2000 #25 Mo. Southern 71, S&T 56 (at Rolla)  
 Jan. 15, 2000 #25 Central Mo. 64, S&T 48 (at Rolla)  
 Jan. 19, 2000 #23 Mo. Western 65, S&T 60 (at Rolla)  
 Jan. 29, 2000 S&T 73, #22 Washburn 72 (at Rolla)  
 Jan. 31, 2000 #12 Mo. Southern 64, S&T 63 (at Joplin)  
 Jan. 20, 2001 #5 Northwest Mo. 72, S&T 43 (at Rolla)  
 Jan. 27, 2001 #23 Washburn 92, S&T 50 (at Topeka)  
 Feb. 17, 2001 #19 Northwest Mo. 93, S&T 84 (at Maryville)  
 Feb. 24, 2001 #5 Washburn 93, S&T 75 (at Rolla)  
 Jan. 2, 2002 #18 Mo. Southern 75, S&T 67 (at Rolla)  
 Jan. 12, 2002 #13 Washburn 59, S&T 53 (at Rolla)  
 Jan. 26, 2002 #5 Northwest Mo. 79, S&T 72 (at Rolla)  
 Jan. 30, 2002 #19 Mo. Southern 89, S&T 73 (at Joplin)  
 Feb. 9, 2002 #19 Washburn 94, S&T 64 (at Topeka)  
 Feb. 16, 2002 #20 Mo. Western 98, S&T 67 (at Rolla)  
 Feb. 23, 2002 #6 Northwest Mo. 75, S&T 62 (at Maryville)  
 Feb. 26, 2002 #12 Mo. Western 64, S&T 54 (at St. Joseph)  
 Jan. 11, 2003 #7 Washburn 67, S&T 51 (at Topeka)  
 Feb. 8, 2003 #24 Washburn 84, S&T 71 (at Rolla)  
 Jan. 3, 2004 #4 Northwest Mo. 73, S&T 60 (at Maryville)  
 Jan. 10, 2004 #24 Washburn 76, S&T 69 (at Rolla)  
 Feb. 21, 2004 #5 Washburn 99, S&T 87 (at Topeka)  
 Feb. 28, 2004 S&T 82, #11 Northwest Mo. 73 (at Rolla)  
 March 5, 2004 #11 Washburn 91, S&T 74 (at Kansas City)  
 Dec. 30, 2004 #10 Emporia St. 79, S&T 60 (at Emporia)  
 Jan. 19, 2005 #21 Central Mo. 78, S&T 55 (at Warrensburg)  
 Jan. 22, 2005 #14 Pittsburg St. 53, S&T 44 (at Pittsburg)  
 Feb. 9, 2005 #10 Central Mo. 70, S&T 46 (at Rolla)  
 Dec. 1, 2005 #4 Southern Indiana 70, S&T 55 (at Rolla)  
 Feb. 4, 2006 #10 Saint Joseph's 91, S&T 58 (at Rensselaer)  
 Feb. 11, 2006 #11 SIU Edwards. 79, S&T 45 (at Rolla)  
 Feb. 23, 2006 #17 Southern Ind. 97, S&T 60 (at Evansville)  
 Jan. 6, 2007 #12 Quincy 86, S&T 79 (at Rolla)  
 Feb. 3, 2007 #12 Southern Ind. 98, S&T 80 (at Evansville)  
 Feb. 10, 2007 #8 Southern Ind. 80, S&T 64 (at Rolla)  
 Jan. 26, 2008 #25 Northern Ky. 84, S&T 53 (at Rolla)  
 Feb. 7, 2008 #11 Drury 81, S&T 60 (at Rolla)  
 Feb. 23, 2008 #7 Drury 113, S&T 76 (at Springfield)  
 Dec. 6, 2008 #18 Drury 91, S&T 84, 2OT (at Rolla)  
 Jan. 22, 2009 #14 Northern Ky. 79, S&T 55 (at Highland Heights)  
 Jan. 24, 2009 #9 Bellarmine 87, S&T 57 (at Louisville)  
 Jan. 31, 2009 #19 Southern Ind. 74, S&T 63 (at Rolla)  
 Feb. 21, 2009 #20 Southern Ind. 94, S&T 73 (at Evansville)




# ALL-TIME MINER ROSTER

Reinhard Abendroth.....	1950-53
Maurice Albertson.....	1909-11
Blake Allen.....	2001-02
George Allison.....	1940-42
Chris Alverson.....	1993-94
Alvin Anderson.....	2004-05
Charles Anderson.....	1973-75
Mike Anderson.....	1977-78
Charles Andrew.....	1965-67
Randy Armstrong.....	1974-75
Paul Arnold.....	1952-53
Duke Arra.....	1923-26
Arlin Baggett.....	1965-66
Ralph Baker.....	1947-49
Yamani Ball.....	2006-07
Eddie Ballman.....	1937-38
Randy Barnard.....	1976-78
Nicholas Barre.....	1956-57
Andrew Bartell.....	2006-07
Kurt Bauer.....	1979-80
Reade Beard.....	1934-35
Joe Bierschwal.....	1975-76
Edward Blair.....	1940-43
Eddie Bohn.....	1918-20
Thomas Borgmeyer.....	1965-67
Leonard Borneman.....	1964-68
John Bosnac.....	1960-62
William Boyd.....	1965-67
Paul Brands.....	1952-53
Edward Branhof.....	1955-57
Gene Benning.....	1957-61
Francis Breeze.....	1946-48
Robert Brewer.....	1965-66
Eric Brooks.....	1988-90
Stanley Brooks.....	2003-04
Donnie Brown.....	1989-93
Robert Brown.....	1966-68
Jamie Brueggeman.....	1992-96
Cory Brunson.....	1997-99
Bubas.....	1929-32
Willie Buchanan.....	1983-84
John Bulger.....	1919-22
Walter Burg.....	1923-26
Max Burgett.....	1949-54
Jermaine Burks.....	2003-05
Robert Burns.....	1950-52
William Busch.....	1934-37
DeMario Butler.....	2002-05
Terry Buzbee.....	1973-77
Richard Cairns.....	1964-66
Doug Call.....	1998-00
Jack Campbell.....	1922-24
Rickie Cannon.....	1981-83
F. Caplan.....	1909-10
Jarred Caple.....	2005-06
Paul Carlton.....	1941-42
C. Carpenter.....	1928-29
Chris Carr.....	2005-06
James Carroll.....	1936-42
Pat Carson.....	2001-02
Tirso Castillon.....	1911-12
Prentice Cawley.....	1990-91
Leo Christopher.....	1951-53
Jack Clark.....	1909-10
Charles Clayton.....	1934-38
Earl Coleman.....	1968-70
John Collins.....	1982-84

Kevin Conkright.....	1995-99
Francis Conley.....	1923-24
Buell Conyers.....	1923-24
Keith Cook.....	1938-42
Charles Counts.....	1942-43
Bill Crain.....	1943-44
Guy Cunningham.....	1922-25
Joe Cunningham.....	1984-86
John Curry.....	1996-97
Kenny Daggs.....	1987-88
Edward Damotte.....	1910-11
Bill Darnell.....	1931-32
Kerry Darting.....	2001-04
Keith Davidson.....	1968-72
Tyrone Davidson.....	2005-07
Adrian Davis.....	1985-89
Jeff Davis.....	1980-82
Chris Dawson.....	1989-93
David Dean.....	1987-88
Randy Deaver.....	1968-71
Dennis DeBondt.....	1975-79
Steve Deken.....	2004-06
Larry DeMaire.....	1961-62
Jamey Dent.....	1997-98
Merle Dillow.....	1973-75
Kent Dinsdale.....	1980-83
Larry Dix.....	1957-60
David Dopp.....	1945-46
Charles Dorris.....	1916-17
Milburn Dorris.....	1921-22
Terry Dye.....	1973-74
George Eadie.....	1945-46
Gene Edwards.....	1948-50
Neuil Edwards.....	1989-91
Curt Eggen.....	2000-01
Paul Ellis.....	1934-37
Mark Erwin.....	1970-71
Mike Essenepris.....	1999-00
Edred Everett.....	1932-33
Ralph Farber.....	1962-65
Bob Faulkner.....	1948-52
Neil Fehr.....	2004-06
Charles Ferry.....	1967-71
James Ferry.....	1941-42
Neil Fiala.....	1954-56
Brad Fischer.....	2000-03
Jeff Fore.....	1987-88
Kevin Fort.....	1993-97
Mark Franklin.....	1974-76
Jim Fricke.....	1973-74
Edward Fris.....	1941-42
Richard Fuerman.....	1977-81
Albert Fuerst.....	1950-51
Erwin Gammeter.....	1923-24
Rufus Gardner.....	1933-34
Gary Geiger.....	1976-77
Curtis Gibson.....	1981-85
John Gibson.....	1973-74
Mark Givens.....	1984-88
Gholoff.....	1919-20
Thor Gjelsteen.....	1949-50
Philmore Glover.....	1961-62
Danny Gold.....	1990-91
Jim Good.....	1960-64
Robert Goodenow.....	1979-83
Kevin Graves.....	1983-85
Eric Gredell.....	1968-72

Tom Gredell.....	1975-76
Howard Green.....	1927-29
Jeffrey Green.....	1982-83
Allen Griffey.....	1987-90
E.R. Griffith.....	1925-26
Mark Grim.....	2002-04
Benny Gross.....	1929-33
John Gum.....	1961-62
Robert Guster.....	1997-99
Ted Haas.....	1979-81
Walter Haase.....	1916-17
Robert Hale.....	1963-64
Elton Hall.....	1966-67
Owain Hall.....	2006-09
Tyree Hall.....	1983-84
Wayne Hammond.....	1956-57
Alan Harper.....	1961-62
Bobby Harris.....	1955-56
Eric Harris.....	1999-00
Jimmy Harris.....	1919-20
Terry Harton.....	1991-94
Milburn Hassler.....	1927-28
Aaron Hays.....	2007-09
Bridge Haywood.....	1920-21
John Head.....	1964-68
Warren Heilig.....	1927-30
C.C. Heinrich.....	1923-24
Fritz Heman.....	1914-16
Damian Henderson.....	2002-03
Gerald Henderson.....	1957-58
Chris Henry.....	1992-93
Jerry Henson.....	1947-51
Rodney Herrin.....	1977-79
Dan Hilbrick.....	1978-79
Bill Hill.....	1945-46
David Hill.....	1976-77
Lucas Hill.....	1998-99
Dennis Hoefelman.....	1957-58
Walter Hollow.....	1925-29
Tim Holloway.....	1993-97



Jermaine Burks

# ALL-TIME MINER ROSTER



*Bill Jolly*

Scott Holly.....	1997-02	Adam Knollmeyer.....	2008-09	Kent Mueller.....	1967-70
Calvin Hohrn.....	1978-80	Harold Koelling.....	1951-53	Douglas Munsell.....	1958-59
Jack Hornbuckle.....	1963-65	Barry Koeneman.....	1968-69	Ike Muonelo.....	2001-04
Gaylord Houston.....	1978-79	Jeff Kokal.....	1993-97	Harold Murphy.....	1923-26
Martin Howard.....	1961-65	Anton Korolev.....	2007-08	Joseph Murphy.....	1933-35
Duane Huddleston.....	1984-88	Frederick Krause.....	1915-19	David Murrell.....	1961-63
Tim Hudwalker.....	1985-89	Michael Kuesch.....	1976-78	Nicholas Mushovic.....	1940-41
Jon Huecker.....	1989-93	Adolph Kurz.....	1909-11	Allen Nash.....	1996-97
Ronald Huegerich.....	1963-65	John Ladner.....	1971-72	Paul Neeman.....	1988-90
Michael Huett.....	1964-66	Tom Lampe.....	1959-61	Tyler Nelson.....	2005-06
Gene Huffman.....	1948-52	Frank Landwehr.....	1978-80	Derek Nesbitt.....	1978-80
Richard Hughes.....	1947-48	Bob Lange.....	1933-37	William Newman.....	1971-73
Dennis Hunnicutt.....	1953-57	George Lee.....	1994-95	Red Niedermeyer.....	1924-27
Robert Hunter.....	1955-56	Rodney LeGrand.....	1969-72	Norman Niederstadt.....	1947-49
Robert Hurt.....	1966-70	Jim Lemon.....	1958-62	Marvin Niemiller.....	1937-38
Randall Irvin.....	1971-72	Jeff Lewis.....	1974-78	Nixon.....	1933-35
Edward Isenmann.....	1941-43	Julius Lewis.....	1985-87	William Nesley.....	1937-41
Rod Jackson.....	1990-95	Robert Lewis.....	1958-60	J.R. Nevin.....	1915-17
Andrew James.....	2007-08	Wayne Lewis.....	1965-69	Jack Nevin.....	1940-42
Earl Jenkins.....	1929-36	Cam Lindsey.....	1995-96	Tommy Noel.....	1970-73
Robert Jenkins.....	1950-52	Larry Locke.....	1973-74	Casey Noll.....	2006-09
Roger Jenkins.....	1945-47	Ollie Lodwick.....	1910-12	Curt Nothstine.....	1980-81
Glendon Jett.....	1942-43	Kurt Lorenzen.....	1979-82	Bob Oetting.....	1954-55
DeAndre Johnson.....	2002-04	Antoine Lucas.....	1997-99	Stu O'Kraski.....	1982-87
I.B. Johnson.....	1916-17	Craig Lucas.....	1976-77	Joe Olis.....	1971-72
Randolph Johnson.....	1977-78	Jim Lucas.....	1978-79	Buell Orchard.....	1925-26
Tony Johnson.....	1990-91	Leonardo Lucas.....	1979-82	Dale Orrick.....	1951-55
Bill Jolly.....	1989-93	Wayne Lucas.....	1958-61	Phillip Ostapowicz.....	1974-78
Marquis Jones.....	2006-09	Dan Luttrell.....	1973-74	Ray Parker.....	1921-22
Ben Jordan.....	1998-00	John Maher.....	1911-16	Mike Parmeley.....	1989-93
LeCompte Joslin.....	1929-34	Marlon Main.....	1940-42	Will Partin.....	1999-00
Gilbert Jurenka.....	1953-57	A.J. Mandani.....	2008-09	Pearman.....	1914-15
Charles Kaley.....	1922-23	Gary Marseal.....	1967-68	Paul Pederson.....	1969-71
Herbert Kamper.....	1936-40	Holman Marshall.....	1909-10	Pete Perino.....	1946-49
Paul Kasten.....	1943-44	Larry Martin.....	1959-62	Eric Perry.....	2001-05
Claude Kemper.....	1920-24	Mark Matthews.....	1993-95	Jim Perry.....	1967-69
Red Kenward.....	1931-32	Ryan Matthews.....	1995-99	Robert Perry.....	1946-49
Dan Kieres.....	2005-07	Tom Mazzorana.....	1979-80	Clarence Peterson.....	1915-16
Jeff Kipp.....	1977-81	Hollis McBride.....	1921-22	Rich Peters.....	1969-72
Elmer Kirschhoff.....	1929-32	Larry McCarter.....	1959-60	John Pfannkuch.....	1982-84
Robert Kissack.....	1971-75	William McCauley.....	1986-91	Herman Pfeifer.....	1933-36
Ross Klie.....	1973-77	Michael McClain.....	1995-96	Jason Piepho.....	1993-95
Harry Kluge.....	1916-17	M.M. McClelland.....	1920-24	Loris Piepho.....	1964-68
		Raynard McCormick.....	1927-28	Dale Pipal.....	1955-57
		Jim McDonald.....	1932-33	Ryan Pippett.....	1996-98
		Joey McDowell.....	1981-83	O.K. Place.....	1918-19
		Jimmy McGregor.....	1932-36	Richard Ploger.....	1961-62
		Don McKenzie.....	1971-74	Robert Pope.....	1954-56
		Aaron McNeil.....	1998-02	Eric Potts.....	1970-72
		Rex Medlock.....	1969-71	William Porri.....	1909-12
		Jeff Mefford.....	1983-85	Joe Powell.....	1948-49
		Greg Melzer.....	1965-66	Herbert Prange.....	1933-37
		Gary Merseal.....	1967-68	Robert Prange.....	1934-36
		David Meyer.....	1964-65	Doc Raible.....	1910-11
		John Miles.....	1951-55	William Randolph.....	1966-67
		Charles Miller.....	1953-57	Norman Rankin.....	1943-44
		Dennis Miller.....	1926-29	E.M. Ray.....	1926-27
		Gary Miller.....	1987-89	Tim Reddy.....	1985-86
		Steve Miller.....	1973-75	Aaron Redecker.....	2008-09
		Robert Mitchell.....	1960-65	Carl Reichert.....	1961-64
		Dave Moellenhoff.....	1982-86	Ralph Richmond.....	1929-33
		Robert Montgomery.....	1943-44	Robert Richner.....	1961-64
		John Moore.....	1942-43	Gary Riechmann.....	1978-80
		Chick Moreland.....	1929-30	Vernon Rieke.....	1937-38
		Gordon Moreland.....	1934-37	Bill Rineberg.....	1956-57
		Don Morford.....	1968-71	R.T. Riske.....	1923-25
		Curtis Mosley.....	2007-09	Bill Roark.....	1947-49

# ALL-TIME MINER ROSTER


Brett Robertson	2000-01
Kevin Robertson	1997-00
Lynn Rockwell	1958-59
Jeremy Rogles	1997-98
Joseph Rohloff	1920-21
Clark Romine	1937-38
Robert Ross	1951-52
Joe Roth	2004-06
Benny Rozell	1961-62
Scott Rush	1993-97
Greg Sallee	1986-90
Scott Sandbothe	1979-81
Robert Sandhaus	1968-72
James Saylor	1974-75
Robert Schaefer	1957-59
Chris Schneider	1987-91
William Schroeder	1940-41
Norm Schuchman	1961-63
James Scott	1949-50
Stewart Scott	1969-71
Walter Scott	1916-19
Ron Scroggins	1974-78
Marcus Seidel	2005-06
Frank Seydler	1923-24
Bill Shanks	1966-68
Vincent Shanks	1941-42
Joe Shardo	2006-07
Roy Sharp	1957-60
Josh Shaw	2001-05
Stan Shuemaker	1982-84
Merton Singer	1918-22
Zol Singleton	1981-82
James Sinner	1991-94
Ray Skubic	1952-54
DeJon Slaughter	2007-09
Donald Smith	1940-43
Larry Smith	1991-92
Walter Smith	1949-51
Terry Smith	1995-97
Mark Snowden	1971-72
Vernon Sowell	1981-83
Victor Spalding	1936-38

Leo Spinner	1941-42
Ken Stalling	1972-74
Kris Stange	1982-86
Bob Stanley	1973-77
Richard Stewart	1965-67
John Sturm	1957-60
Ronald Swayze	1917-19
Sweeney	1956-57
Norvin Tamm	1925-28
Dan Tappendorf	1983-84
Bruce Tappmeyer	1979-80
Ronald Tappmeyer	1943-47
Justin Taylor	2006-09
Bob Tebbe	2000-02
Will Terry	2005-06
Yilak Tesfaye	2005-07
Eugene Tesson	1960-61
George Thomas	1910-11
Harold Thomas	1923-27
Marcus Thornsberry	1968-70
Gary Thurman	1968-69
Martin Tieman	1928-29
DeWilton Timberman	1936-40
Herbert Tillel	1929-37
Shomari Tillman	1997-98
Marc Tompkins	1994-98
Taurance Townsel	2007-09
Albert Trent	1910-11
Francis Tucker	1925-29
Jace Turnbull	1998-00
Kerry Turner	1976-81
Randy Vessell	1964-68
Rodney Vessell	1980-82
Roger Vessell	1974-76
Royce Vessell	1973-76
Jeff Viebrock	1981-82
Robert Vogt	1943-44
Cletus Voiles	1946-50
Ryan Wade	1992-97
C. Wahlbrink	1941-42


Bill Walker	1984-87
Kenneth Wallace	1961-64
Chris Wallis	1980-81
Lucas Walls	2007-08
Bill Walton	1974-75
Harold Wampler	1937-41
Harold Wampler	1962-63
Steve Wands	1987-90
Jerry Watkins	1978-80
Harry Watson	1950-51
Floyd Watts	1937-40
Todd Weaver	1992-94
W.J. Weber	1949-50
Alvin Wehrman	1932-33
Todd Wentz	1980-84
Eric Wessel	2000-03
Brian Westre	2000-04
Fred White	1916-17
Terry Wiegand	1959-62
Corey Wiemann	2006-07
Shea Wiemann	2003-07
John Williams	1971-72
Matt Williams	2001-05
Jim Wilson	1937-38
Kenneth Wilson	1916-18
Michael Windish	1966-69
Kasim Withers	1999-01
Dan Witters	1957-58
Tony Wofford	1988-90
John Wolf	1962-63
Gus Wommack	1933-35
Ben Wood	1999-01
Scott Woolsey	1986-87
Kenneth Wright	1916-20
Willie Wright	2005-06
Jeff Yoder	1998-99
Lawrence Young	1967-68
Mark Zarr	1982-86
Todd Zollars	1993-94



Josh Shaw



Brian Westre



Ken Stalling

# 2009-10 Missouri S&T Men's Basketball Radio/TV Roster



00

**Jonathan Knollmeyer**  
So., Linn, Mo.



1

**Aaron Hays**  
Jr., Kirksville, Mo.




11

**Mike Malat**  
Jr., O'Fallon, Ill.



12

**A.J. Mandani**  
Sr., Brampton, Ont..



21

**Hank Harris**  
Sr., Topeka, Kan.



22

**Marquis Jones**  
Sr., St. Louis, Mo.



23

**Bryce Foster**  
Fr., Florissant, Mo.



24

**DeJon Slaughter**  
Jr., Kansas City, Kan..



30

**Brian Gifford**  
Fr., St. Louis, Mo.



33

**Aaron Redecker**  
Sr., Jackson, Mo.




34

**Byron Bundy**  
Jr., Columbia, Mo.



35

**Casey Noll**  
Sr., St. Louis, Mo.



40

**Johnathan Jordan**  
Jr., Calumet City, Ill.



44

**Adam Knollmeyer**  
Sr., Linn, Mo.



50

**Anton Korolev**  
So., Plano, Texas



53

**Eli Steinbeck**  
Fr., Hermann, Mo.



## 2009-10 Missouri S&T Men's Basketball Schedule

Tue., Oct. 27	WILLIAM WOODS (Exhib.) +.....	7 p.m.
Mon., Nov. 16	HARDING .....	7 p.m.
Fri., Nov. 20	Missouri Southern #.....	5 p.m.
Sat., Nov. 21	at Pittsburg State .....	7 p.m.
Tue., Nov. 24	WILLIAM JEWELL .....	7:30 p.m.
Sat., Nov. 28	MISSOURI BAPTIST .....	3 p.m.
Thu., Dec. 3	at Illinois-Springfield* .....	7:30 p.m.
Sat., Dec. 5	at Quincy* .....	3:15 p.m.
Sat., Dec. 12	LINCOLN .....	3 p.m.
Mon., Dec. 29	Central Oklahoma \$ .....	12 p.m.
Tue., Dec. 30	Southeastern Okla. St. \$.....	12 p.m.
Sat., Jan. 2	ROCKHURST* .....	5 p.m.
Mon., Jan. 4	MISSOURI-ST. LOUIS* .....	7:30 p.m.
Thu., Jan. 7	SOUTHERN INDIANA* .....	7:30 p.m.
Sat., Jan. 9	KENTUCKY WESLEYAN* .....	3 p.m.
Thu., Jan. 14	at Saint Joseph's* .....	7:30 p.m.
Sat., Jan. 16	at Drury* .....	7:15 p.m.
Mon., Jan. 18	INDIANAPOLIS* .....	7:30 p.m.
Thu., Jan. 21	LEWIS* .....	7:30 p.m.

Sat., Jan. 23	WISCONSIN-PARKSIDE* .....	3 p.m.
Thu., Jan. 28	at Maryville* .....	8 p.m.
Thu., Feb. 4	at Bellarmine* .....	8 p.m. (ET)
Sat., Feb. 6	at Northern Kentucky* ..	6:15 p.m. (ET)
Wed., Feb. 10	at Lincoln .....	7:30 p.m.
Sat., Feb. 13	MARYVILLE* .....	3 p.m.
Mon., Feb. 15	DRURY* .....	7:30 p.m.
Thu., Feb. 18	at Missouri-St. Louis* .....	7:30 p.m.
Sat., Feb. 20	at Rockhurst* .....	3 p.m.
Sat., Feb. 27-	GLVC Tournament	
Sun., Feb. 28	(First/Second Rounds)	
Sat., Mar. 5-	GLVC Tournament	
Sun., Mar. 6	(Semifinals/Finals)	
Sat., Mar. 13-		
Tue., Mar. 16	NCAA Division II Midwest Regional	
Wed., Mar. 23-		
Sat., Mar. 27	NCAA Division II Elite Eight (at Springfield, Mass.)	

+ Game at Fort Leonard Wood, Mo.  
 # Game at Pittsburg, Kan. (Pittsburg State)  
 \$ Games at Austin, Texas (St. Edward's)

\*Great Lakes Valley Conference game  
 All times Central

